

Executive Director
James Mueller, PE

Executive Director Report
March 25, 2026
Board Meeting

Commissioners
Deborah Rizzi, President, Clifton
Carmen DePadua, Vice President, Paterson
Ronald Van Rensalier, Treasurer, Passaic
Ruby N. Cotton, Secretary, Paterson
Gerald Friend, Commissioner, Clifton
Jeffrey Levine, Commissioner, Paterson
Rigo Sanchez, Commissioner, Passaic

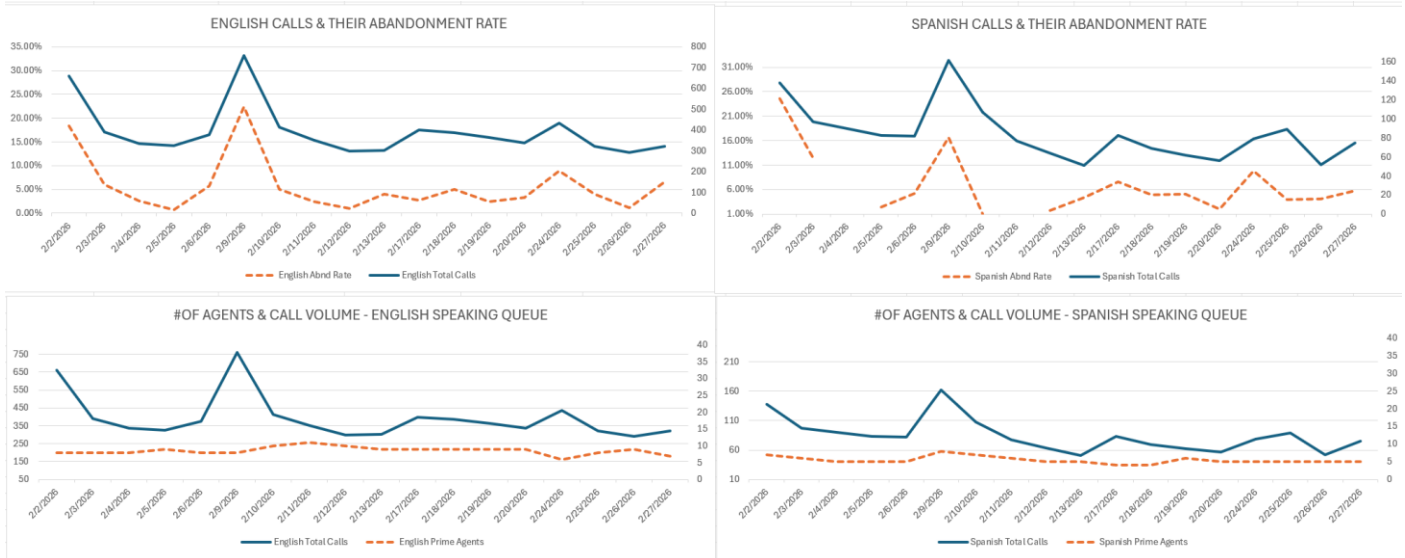
1) Operational Issues and Highlights

Through February 2026 there have been 97 water main breaks this year which is significantly higher than the same period in 2025 and 2024, totaling 68 and 44 water main breaks, respectively. This is mainly due to the prolonged, severe winter temperatures that have occurred over the last few months. The change in operations of the system may also be a contributing factor due to the Levine reservoir being out of service starting on December 1st 2025 to support reservoir segmentation and facilitate construction of the storage tanks. Almost 85% of the breaks in 2026 have been addressed by in-house staff. Incredible job by the Distribution teams including **Mike Marotta, Debbie Davis, Bobby Healey, Steve Sateary, Franklin Santana, Christian Luciano, and all the distribution staff**. Also, great job to our inspectors who supervised the 13 jobs performed by the emergency contractor led by **Gary Robinson, Mike Irvolino, Lana Frazier, Jamie Montanez, and Michael Martyn**. The meter department also had a great run averaging almost 365 meter replacements per month, well above the normal average of 250-275/month. Thanks to **CJ Mills** and the meter team for the great work!

Monthly Distribution Metrics										
Date	Hydrants				Main Breaks		Curb Boxes	Mark-outs		Meters
	Flushed	Contractor Replaced	In-House Replaced	In-House Repaired	In-house Repaired	Contractor Repaired	# Excavated	Total	Emergency	Replaced
1/31/2026	0	0	2	10	39	7	42	1036	187	351
2/28/2026	0	0	6	14	45	6	49	909	213	380
Year to Date:	0	0	8	24	84	13	91	1,945	400	731
Annual Metrics	0.0%	0.0%	0.1%	0.4%	14.9		0.1%	17.1%		1.1%
Metric Description	% of System-wide Hydrants				Annual # Breaks/ 100 miles of pipe		% System Total	% Emergency < 4 hour response		% System Total

Customer Service

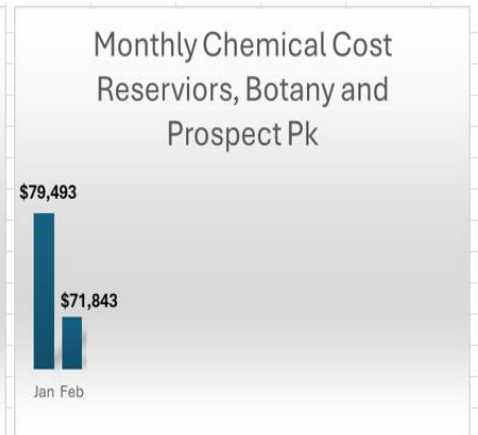
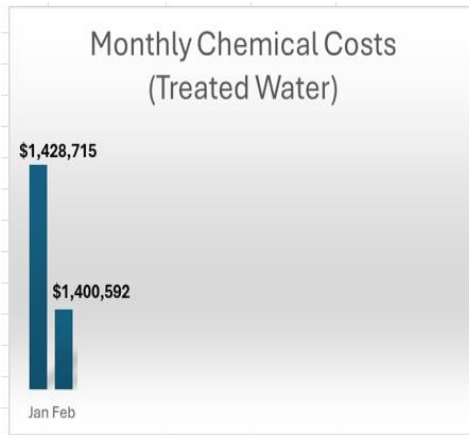
- In February, there was 1 in-person appointment that led to a payment on a past due account of **\$21,882.09**.
- The department is focusing our efforts on reducing call waiting times and abandonments as well as improving call handling efficiency. Special thanks to our IT Department for making Power BI their priority to fix after being down for almost 2 months.
- Out of 472 customer end-of-call surveys completed in February, **Nicole Iurato** scored the highest and **Eduardo Soriano** a close second based on a 1-5 rating scale. Keep up the great work!
- High abandonment rates were driven by staffing limitations on 2/2, multiple water main breaks on 2/5, increased calls during freezing temperatures on 2/09, and a surge of customer inquiries following the snowstorm of 2/24. These events created temporary spikes in call volume that exceeded available call handling capacity. There was a total of **8,578** calls between English and Spanish.
- The **NJ Shares** payments for February were **\$1,115** across 7 accounts. The total received through Shares is **\$24,687.00** across 140 accounts.



Purification/Laboratory

- All filters met the SWTR requirements.
- CFE met the SWTR requirements.
- Ozone Contractors achieved inactivation ratio (IR) for entire month.
- PVWC Treatment Plant met the State regulatory requirements for chlorine & ozone disinfection and filtration.
- Distribution system met all SWTR requirements.
- Interviewing for Water Treatment Plant Operator, Lab Manager, Sample Collectors/Lab Techs & Chemists.
- Total amount of rain: 1.122 inches
- Total Lead & Copper samples collected: Goal = 100 / Collected = 44

Lab Report			
Date	Total Samples Collected		
	In-House	Outside	Total # of Positive Coliforms
1/31/2026	1010	57	1
2/28/2026	1138	104	2
Year to Date:	2148	161	3

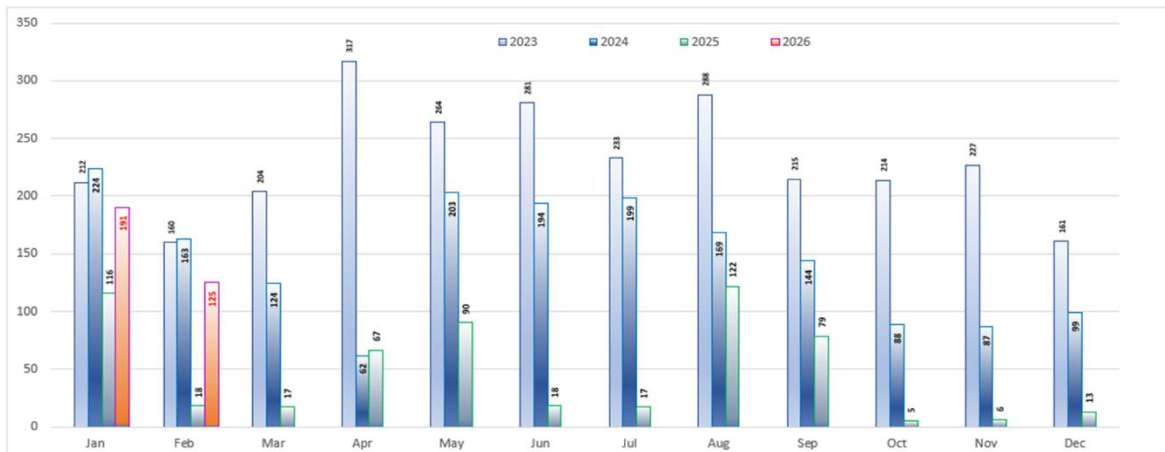


Information Technology

- CMMS – workshops are pending.
- Phishing Campaigns – resumed our cybersecurity meetings with vendor.
- Cybersecurity – Summary of policies have been sent to department heads for review.
- Mobile device billing:
 - The month of February's bill total: \$17,825.74
- Regular Hours: 946.50; Overtime Hours: 169.75; % of Overtime: 31%

- Below is the tickets closed metrics:

Tickets Closed Within Service Level Agreement



Purchasing

We officially launched our E-Bidding platform on March 11, 2026, marking an important step in modernizing and streamlining our procurement process. At launch, the platform hosted two Requests for Proposals for professional services and five procurement bids. Within the first 24 hours, we received twenty document requests for our RFPs, evenly split between new and existing vendors.

This early engagement reflects strong interest from the vendor community and demonstrates the platform's ability to expand our reach into new markets while maintaining relationships with established vendors. In addition to increasing visibility and competition, the E-Bidding platform significantly improves administrative efficiency by automating document distribution and vendor tracking.

We are excited by the initial response and look forward to using the platform to enhance transparency, improve operational efficiency and broaden participation in our procurement opportunities moving forward.

Maintenance

Monthly Maintenance Metrics		
Date	Work Orders	
	Initiated	Completed
1/31/2026	148	119
2/28/2026	139	108
Year to Date:	287	227
Annual Metrics	79.1%	
Metric Description	% Complete	

- The maintenance department continues to perform corrective and preventative maintenance on the Little Falls Water Treatment plant and the Distribution system.
- Quarterly meetings have been scheduled with Maintenance, Purification and Pumping to review CMMS work order information and discuss ways to optimize operations, preventative/corrective maintenance, and inventory control.
- Several supervisory level staff retired in the past few months, and Maintenance is working with ODHR continuously to get vacancies filled.

Organizational Development and Human Resources

Below are the monthly metrics for ODHR.

ODHR Metrics																	
Date	Monthly																
	Vacancies	Job Postings (Internal)	Job Postings (External)	Job Applications Received	Interviews	Salary Increments	90-Day Increments	Out of Title Pay	Intern Hire/Rehire	Summer Help	Commissioner Onboarded	Promotions/ Advancements	Lateral Title Change	New Hires	PERS Retirements	Enrollments /Certs	Separations
1/31/2026	47	0	0	0	0	21	0	1	0	0	0	0	0	6	2	2	0
2/28/2026	46	3	3	0	0	11	2	0	0	0	0	0	0	0	1	7	4
Year to Date:	3	3	3	0	0	32	2	1	0	0	0	0	0	6	3	9	4

- There were 2 EEO trainings held with 44 attendees. These trainings are on-going.
- There was 1 new hire since the last board meeting.

NEW HIRES			
Names	Start Date	Department	Title
Richard Tecchio	3/16/2026	Purification	Water Superintendant

On March 6th, in honor of **Employee Appreciation Day**, PVWC held a company-wide lunch coordinated by **Danny Rodriguez** to celebrate the incredible contributions of all PVWC team members in our Clifton and Little Falls locations.

Environmental Health & Safety

Below are the EH&S metrics:

Monthly EH&S Metrics						
Date	Safety Metrics				Motor Vehicle Accidents	
	OSHA Recordable			First Aid	Accidents	Injuries
	Fatality	Lost Time	No Lost Time			
1/31/2026	0	2	1	3	2	0
2/28/2026	0	2	2	4	4	1
Year to Date:	0	4	3	7	6	1

- A Quarterly Safety Committee Meeting was held on March 11th.

- Brown and Brown is finalizing their report on the benchmarking results on the EH&S program, and a meeting review is being scheduled in the next couple of weeks.

Communications & Intergovernmental Coordination

- **Rave:** 105 alerts sent out in February 2026.
- **Press Releases:** One (1) press release was published in February 2026 (according to website/socials): PVWC Highlights Major Investments in Infrastructure
- **Social Media:** 199 social media posts were published in February 2026 across our four platforms: Facebook, Instagram, X, and LinkedIn.
- **Critical Mention:** Passaic Valley Water Commission was mentioned 78 times (TV/Online/Print) in the media in February 2026.

Communications Metrics														
Date	Rave Notifications										Social Media			
	Paterson	Passaic	Clifton	Prospect Park	Lodi	N Arlington	Woodland Park	W Milford	Garfield	*Miscellaneous	Facebook	Instagram	X	LinkedIn
1/31/2026	8	5	39	4	3	3	0	0	0	3	65	63	41	6
2/28/2026	42	9	46	0	2	5	0	0	0	1	69	69	56	5
Year to Date:	50	14	85	4	5	8	0	0	0	4	134	132	97	11

*Miscellaneous includes system maintenance notifications, PVWC closings for holidays, etc.

Engineering

PROGRESS UPDATE FOR ACTIVITIES OCCURRING IN FEBRUARY 2026

- **Distribution and Storage Planning:**
Great Notch Reservoir Water Quality:
 - o Arcadis analyzed PVWC’s water quality data and is working closely with Engineering and Laboratory staff to develop an interim water quality improvement program until the storage tanks are on-line over the next 10+ years.
 - o A pilot testing plan is being finalized incorporating a combination of ultrasonic transducers to mitigate the cyanobacteria and hypolimnetic oxygenation to mitigate manganese and iron. The pilot testing plan will be drafted by March 2026 with the goal of deploying the system over the summer 2026, if permitting timeframes allow.
- **PFAS Planning and Basis of Design:**
 - **Will cover in closed session**

TREATMENT AND RESERVOIRS – MONTHLY PROJECT UPDATE

- **Capital Program Snapshot**
 - PVWC currently has over \$85 million in active treatment and storage infrastructure projects under construction or rehabilitation, including the Levine Reservoir Replacement, Residuals Facilities Upgrade, Actiflo Process Rehabilitation, and Filter Valve Replacement projects. These investments are focused on strengthening system reliability, modernizing treatment infrastructure, and supporting long-term operational resilience.
- **Active Capital Projects**
 - **Levine Reservoir Replacement Project (\$41.8M)**
Current Status:
 - Geotechnical investigation and rock coring required for the temporary berm and tank foundations have been completed.

- Demolition of a portion of the existing reservoir wall has been completed to allow installation of piping and the Chemical Feed Building.
- Work along Grand Street related to pipeline replacement and CIPP lining has been completed and the roadway has been reopened.

Upcoming Activities:

- Temporary Berm and cofferdam construction are proceeding.
- Temporary reservoir storage is being established to maintain system reliability during tank construction.
- Perform disinfection and commissioning activities for the newly installed water mains.
- Transition to major tank construction activities.
- Begin foundation work for prestressed concrete tanks.

- **Actiflo Process Rehabilitation (\$4.5M)**

Current Status:

- The Second Actiflo train is now offline for rehabilitation.
- The train has been drained and demolition of the lamella tube modules has been completed.
- Existing concrete coatings are being removed and tank rehabilitation work is ongoing.

Upcoming Activities:

- Complete rehabilitation of second Actiflo train and return Train #2 to service prior to Memorial Day.

- **Residuals Facilities Upgrade – Little Falls Treatment Plant (\$31.2M)**

Current Status:

- Demolition of the former Belt Filter Press building is complete.
- Site preparation for new residuals processing facilities is underway.
- Contractor coordination meetings are ongoing to manage truck traffic, staging areas, and soil handling activities.
- Submittal review and baseline schedule evaluation are underway.

Upcoming Activities:

- Begin foundation and structural construction for new facilities.
- Continue coordination with plant operations to maintain uninterrupted residuals handling operations during construction.
- It should be noted that the PVWC Operations & Maintenance Staff have been very helpful and are instrumental in allowing us to proceed with this work.

- **Filter Valve Replacement Project (\$7.9M)**

Current Status:

- Shop drawings are progressing.
- Fabrication of stop logs is underway following field measurements during January shutdown.

Upcoming Activities:

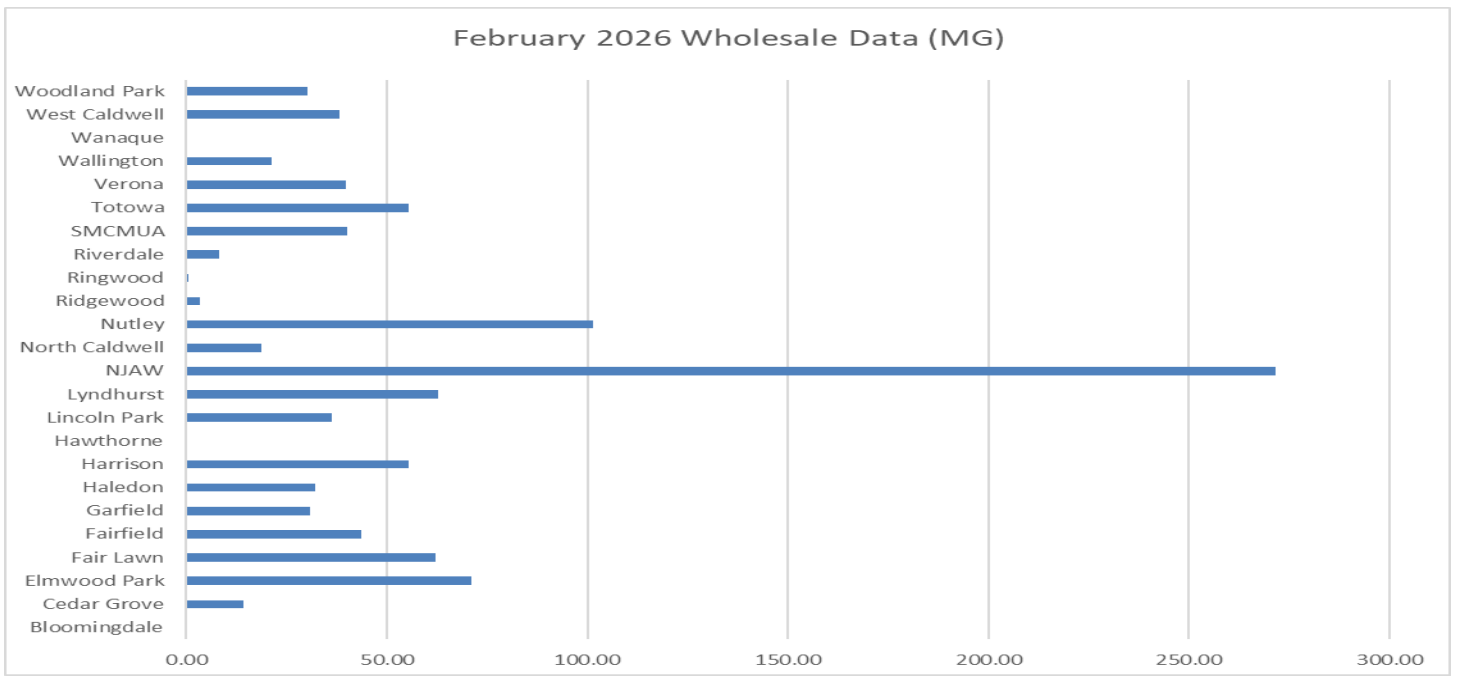
- Finalize isolation plans.
- Begin initial valve replacement activities.

Wholesale Metrics:

The Engineering team pulls together wholesale metrics each month and the last two months. The largest customer is NJ American Water averaging about 280MG/month so far with just over \$1M/month of revenue. All wholesale consumers are shown in the table and chart below.

Wholesale Customer	WHOLESALE FLOWS (MG)		
	2025 Sub-Totals	Jan-26	Feb-26
Bloomingtondale	0.00	0.00	0.00
Cedar Grove	134.20	14.53	14.23
Elmwood Park	640.96	67.99	71.21
Fair Lawn	557.05	51.45	62.17
Fairfield	604.02	45.33	43.53
Garfield	262.19	25.89	30.68
Haledon	358.75	30.97	32.09
Harrison	583.49	54.08	55.57
Hawthorne	0.00	0.00	0.00
Lincoln Park	340.68	26.11	36.35
Lyndhurst	749.81	59.39	62.68
NJAW	3850.36	287.74	271.50
North Caldwell	240.41	15.74	18.77
Nutley	1158.86	114.97	101.50
Ridgewood	154.03	6.28	3.37
Ringwood	59.42	0.45	0.52
Riverdale	131.58	8.38	8.23
SMCMUA	878.76	43.23	39.94
Totowa	683.98	50.50	55.28
Verona	475.99	35.34	39.64
Wallington	321.87	22.87	21.32
Wanaque	31.53	0.28	0.05
West Caldwell	451.32	34.33	38.22
Woodland Park	376.81	29.95	30.15
TOTAL	13046.07	1025.80	1037.00

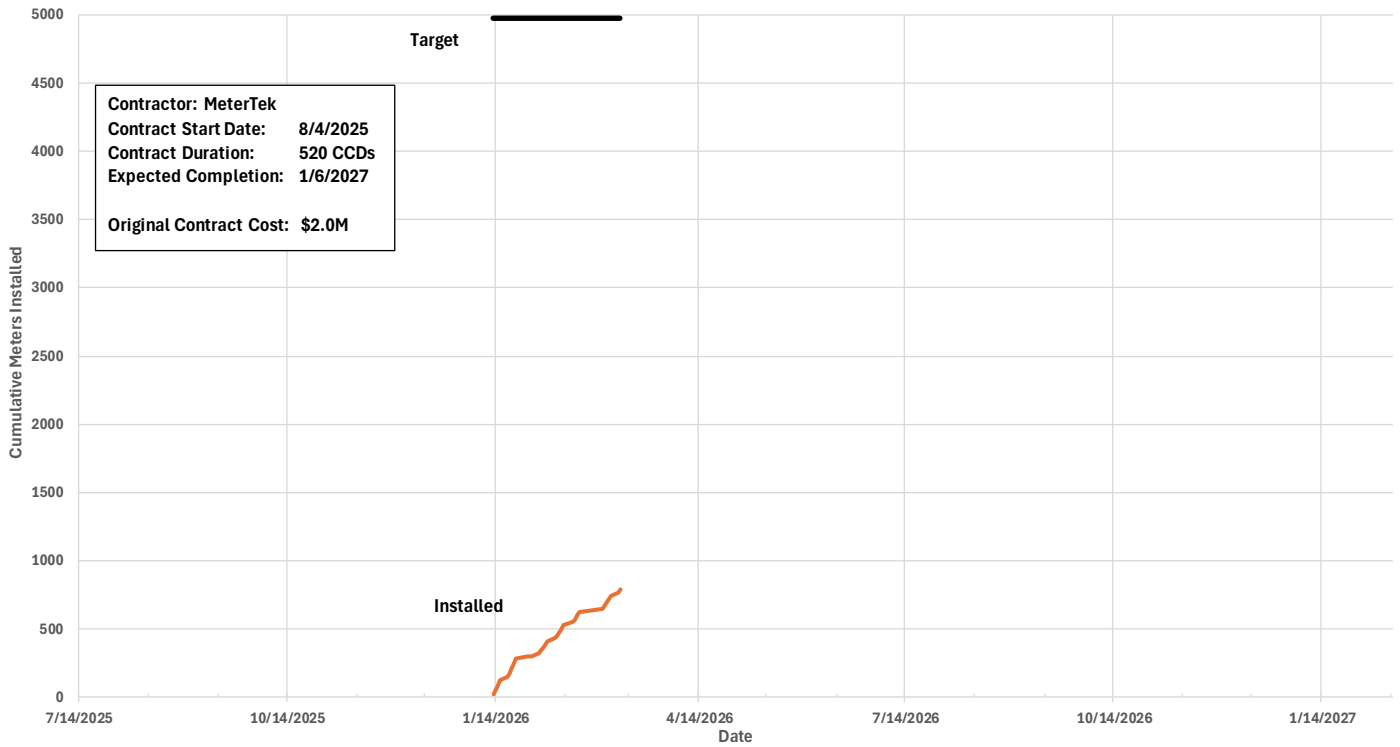
	WHOLESALE REVENUE		
	2025 sub-total	Jan-26	Feb-26
Bloomingtondale	\$ -	\$ -	\$ -
Cedar Grove	\$ 480,952.67	\$ 54,312.49	\$ 53,191.11
Elmwood Park	\$ 2,297,104.50	\$ 254,143.60	\$ 266,179.81
Fair Lawn	\$ 1,996,383.64	\$ 192,317.81	\$ 232,388.70
Fairfield	\$ 2,164,717.08	\$ 169,441.53	\$ 162,713.21
Garfield	\$ 947,557.99	\$ 97,474.24	\$ 115,379.05
Haledon	\$ 1,285,706.19	\$ 115,764.48	\$ 119,950.99
Harrison	\$ 2,091,140.64	\$ 202,148.64	\$ 207,718.19
Hawthorne	\$ -	\$ -	\$ -
Lincoln Park	\$ 1,220,946.02	\$ 97,598.02	\$ 135,874.68
Lyndhurst	\$ 2,687,206.57	\$ 221,997.18	\$ 234,295.05
NJAW	\$ 13,799,112.69	\$ 1,075,559.33	\$ 1,014,854.93
North Caldwell	\$ 861,593.38	\$ 58,835.42	\$ 70,161.43
Nutley	\$ 909,600.80	\$ 94,121.47	\$ 83,094.10
Ridgewood	\$ 552,020.42	\$ 23,474.36	\$ 12,596.91
Ringwood	\$ 212,952.37	\$ 1,682.08	\$ 1,943.74
Riverdale	\$ 493,782.85	\$ 31,324.07	\$ 30,763.37
SMCMUA	\$ 3,149,344.03	\$ 161,591.82	\$ 149,293.94
Totowa	\$ 2,451,281.72	\$ 188,766.76	\$ 206,634.18
Verona	\$ 1,705,876.76	\$ 132,099.35	\$ 148,172.56
Wallington	\$ 1,153,533.80	\$ 85,487.04	\$ 79,693.21
Wanaque	\$ 112,998.79	\$ 1,046.63	\$ 186.90
West Caldwell	\$ 1,617,463.18	\$ 128,324.01	\$ 142,864.66
Woodland Park	\$ 1,331,937.85	\$ 110,344.45	\$ 111,092.04
TOTAL	\$ 43,523,213.93	\$ 3,497,854.77	\$ 3,579,042.77



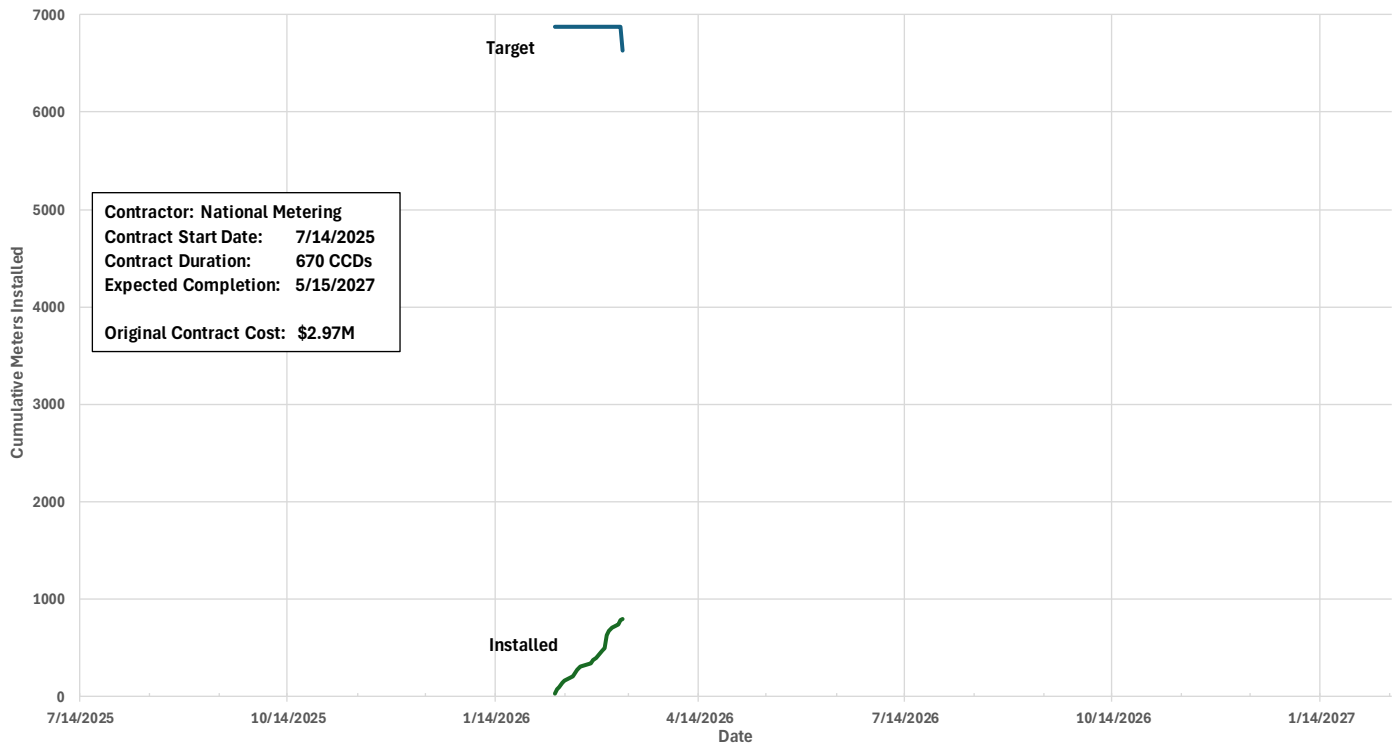
Water Meter Replacement Program:

PVWC started to replace antiquated water meters in Clifton, Passaic, Paterson and Prospect Park with 100% of the funding coming through the State Water Bank administered by I-Bank, at no-cost to PVWC ratepayers. The meter replacements are performed by two (2) third-party contractors and overseen by a third-party CM (SCE) as mandated by funding requirements. The Clifton/Passaic current target for replacement is 4980 meters and the Paterson/Prospect Park target is 6,629 meters a reduction of 243 meters due to leaking service lines that were replaced by in-house staff. There were initial delays due to a learning curve with the administrative paperwork needed to finalize the I-Bank funding after the contracts were awarded. Due to the funding available this year as principal loan forgiveness we will likely write change orders to each contract to add meters to maximize the total funding available of \$7M.

Contract 25-B-06 - Clifton Passaic Meter Replacement



Contract 25-B-07 - Paterson and Prospect Park Meter Replacement



Finance

Below are the Paymentus metrics:

Paymentus Payment by Channels	# of Transactions	% of Customers	Feb '26 Revenue	*Fees	%
Window Cash Register Credit Card Payments	399	3%	\$ 130,909.82		
AAIVR (Customer Service Agent Assistance IVR)	1,383	9%	\$ 406,643.12		
IVR (24-hour Interactive Phone Payment System)	1,288	9%	\$ 309,258.78		
Advanced Payment Methods (incl. Apple Pay, Google Pay, Venmo, Paypal & Paypal Credit)	1,240	8%	\$ 291,197.69		
Online Credit Card Payments (Amex, Discover, MasterCard, Visa)	5,912	39%	\$ 1,672,347.91		
Online E-Check Payments	4,790	32%	\$ 1,903,711.87		
In-store Walmart Bill Pay	-	0%	\$ -		
Cash Bill Pay w/ Participating Retailer	-	0%	\$ -		
Feb '26 Totals	15,012		\$ 4,714,069.19	\$29,202.02	0.62%

Since Paymentus Go live date 9/25/2025 thru 3/11/2026	PAYMENTUS	% Cust. Registered	CIS Active Customers
Customers Registered in Paymentus	9,594		
Customers enrolled in Auto-Pay	7,163		
Total Customers Registered	16,757	21%	79,670

Since Paymentus Go live date 9/25/2025 thru 10/14/2025	2,451	3%
Registered Customer in Paymentu from 10/15/2025 thru 11/12/2025	3,892	5%
Registered Customer in Paymentu from 11/13/2025 thru 12/8/2025	2,810	4%
Registered Customer in Paymentu from 12/9/2025 thru 1/12/2026	3,343	4%
Registered Customer in Paymentu from 1/13/2026 thru 2/11/2026	2,385	3%
Registered Customer in Paymentu from 2/12/2026 thru 3/11/2026	1,876	2%

* Fees are reflected on the 15th of the following month for prior month

Pumping and Power

Below are the monthly metrics for Pumping and Power.

Monthly Pumping & Power Metrics						
Date	Interconnection Flow (MG)	Total Monthly Volume (MG)	Monthly Average (MGD)	Max Day Volume (MGD)	Wanaque Flow (MG)	Filter Plant Flow (MG)
1/31/2026	0	2,687.03	87	99	1,019.40	1,667.63
2/28/2026	0	2,501.88	89	101	1,032.10	1,489.78
Year to Date:	0	5,188.91	14	100	2,051.50	3,157.41

*The interconnections were not utilized this month.

- Exercised the 4 emergency generators under full Little Falls site electric load.
- Experienced abnormally high pumpage due to extreme cold weather.
- Currently operating the 180 Gradient without a storage reservoir.
- Attending the DEP Drought meetings. The State is currently in a drought warning.
- Continuing training for Operators and Attendants.
- Continued the calibration and maintenance of the 26 kV and the 4160 V switchgear in the Plant Shed, the Utility Shed, and the Generator Building.
- The four emergency generator diesel engines were serviced.

2) ORGANIZATIONAL HIGHLIGHTS

On February 25th, we held a breakfast for our **distribution and maintenance teams** for their incredible dedication during the frigid temperatures in the past few months responding around the clock to water main breaks and clearing snow and preparing our Clifton and Little Falls locations, ensuring staff could return safely.



Past Due Balances

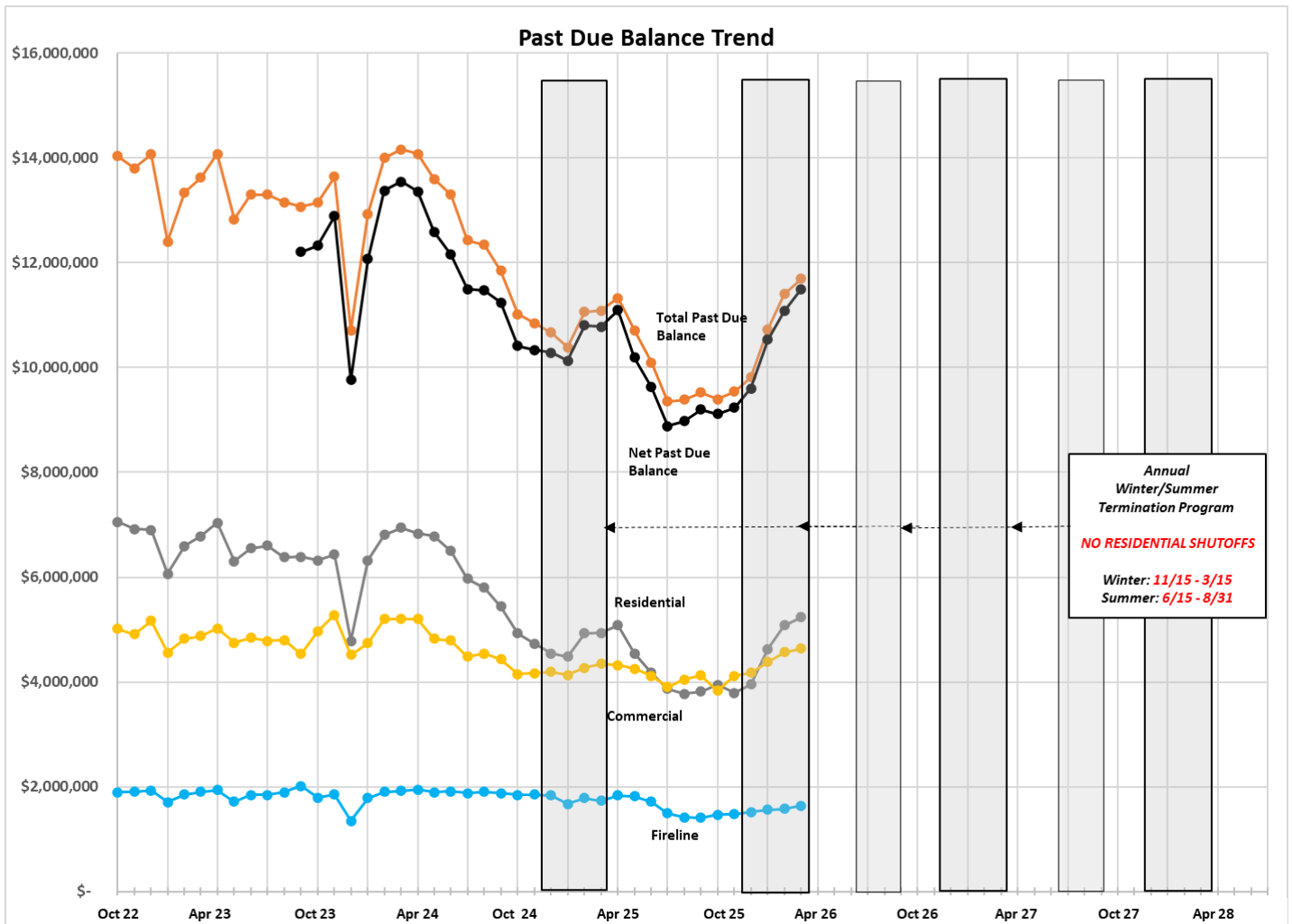
- A summary table of **Past Due Balances** and the associated trends are provided below and on the next page. See *Attachment A: Past Due Balance accounts greater than \$40,000*. This summary only includes data through February 28, 2026. **Note: Recently State legislation was approved that will implement a Summer Termination Program prohibiting shutoffs of residential customers from June 15th to August 31st each year in addition to the pre-existing Winter Termination program.**

*Excludes Accounts that have no outstanding balance past 30-60 days

Retail System - Delinquent Account Summary (does NOT include EP & GF)					
Account Type	\$	% \$	# Accounts	% Accounts	\$/Account
Account Type	\$	% \$	# Accounts	% Accounts	\$/Account
Residential	\$ 5,238,366	45%	5,967	76%	\$ 877.89
Small Commercial-< 2'	\$ 2,638,237	23%	1,309	17%	\$ 2,015.46
Fireline	\$ 1,639,460	14%	219	3%	\$ 7,486.12
Commercial-up to 6" mtr	\$ 791,607	7%	203	3%	\$ 3,899.54
Industrial- 6" & above	\$ 1,205,655	10%	55	1%	\$ 21,921.00
Municipal	\$ 175,982	1.5%	48	1%	\$ 3,666.29
Total	11,689,307.00	100%	7,801	100%	\$ 1,498.44

Payment Arrangements (does NOT include EP & GF)					
Account Type	\$	% \$	# Accounts	% Accounts	\$/Account
Account Type	\$	% \$	# Accounts	% Accounts	\$/Account
Residential	\$ 89,077	46%	189	86%	\$ 471.31
Small Commercial-< 2'	\$ 101,681	52%	26	12%	\$ 3,910.82
Fireline	\$ 3,221	2%	4	2%	\$ 805.20
Commercial-up to 6" mtr	\$ -	0%	0	0%	#DIV/0!
Industrial- 6" & above	\$ -	0%	0	0.0%	#DIV/0!
Municipal	\$ -	0%	0	0%	#DIV/0!
Total	193,978.66	100%	219	100%	\$ 885.75

Net Delinquent (does NOT include EP & GF or payment plans)					
Account Type	\$	% \$	# Accounts	% Accounts	\$/Account
Account Type	\$	% \$	# Accounts	% Accounts	\$/Account
Residential	\$ 5,149,289	45%	5,778	76%	\$ 891.19
Small Commercial-< 2'	\$ 2,536,556	22%	1,283	17%	\$ 1,977.05
Fireline	\$ 1,636,239	14%	215	3%	\$ 7,610.41
Commercial-up to 6" mtr	\$ 791,607	7%	203	3%	\$ 3,899.54
Industrial- 6" & above	\$ 1,205,655	10%	55	1%	\$ 21,921.00
Municipal	\$ 175,982	2%	48	1%	\$ 3,666.29
Total	\$ 11,495,328	100%	7,582	100%	\$ 1,516.13



5) External Communications

- The Executive Director accepted an invitation to participate in a National Science Foundation (NSF) expert review panel for Real World Sensing Applications. The technology that will be reviewed is a point-of-use test for PFAS.
- The following PVWC staff have been accepted as speakers and/or panel members for regional or national AWWA conferences in 2026: **Alex Wells, Javier Hendricks, Mansi Master, Joe Aldighieri, and Stefano Turano.**
- Quarterly meetings are being held with PSE&G to discuss issues and coordination of work being done.
- Annual meetings are held with the fire departments to work through hydrant issues and other infrastructure coordination/upgrades. These are currently being scheduled for 2026.
- Quarterly status meetings continue to be scheduled with the Mayors and/or key staff from the following retail systems. The meeting agenda covers the lead service line replacement program status, unauthorized hydrant access/misuse, LIHWAP and shutoffs. The meeting formats are adjusted accordingly.
 - a. Clifton – scheduled for 3/26/26
 - b. Passaic - in the process of being scheduled
 - c. Paterson – held on 2/17/26; next one scheduled for 5/19/26
 - d. North Arlington – tentatively rescheduled to 3/23/26
 - e. Prospect Park – in the process of being scheduled
 - f. Lodi - in the process of being scheduled for March 2026

Attachment A – Top Past Due Accounts greater than \$40,000
Bold Accounts indicate Past Due Balances greater than \$40,000.

Not bolded line items include other accounts associated with the Past Due Balance account.

Customer #	Account #	Account Status	Customer Name	Service Address	Town	Account Type	Collection Status	A/R Balance
0201763	159162	Active	EAST NEWARK CENTER, LLC	255 GRANT AVENUE	EAST NEWARK	Industrial- 6" & above	Disconnected	\$800,786.70
0122967	069168	Active	MODA FURNITURE	125 SOUTH STREET	PASSAIC	Small Commercial-< 2'	Disconnected	\$146,128.23
334417	69140	Active	SOUTH ST APARTMENTS	125 SOUTH STREET	PASSAIC	Final Notice (Notice 3)	Delinquent Letter (Notice 1)	236.14
0271903	118920	Active	AMERICAN FABRIC PROCESSORS	555 E 31ST STREET	PATERSON	Commercial-up to 6" mtr	Shut-Off List	\$128,520.59
0273800	032470	Active	PB NUTCLIFF, LLC	811 ROUTE 3 EAST #2	CLIFTON	Industrial- 6" & above	Disconnected	\$128,410.39
0124761	101890	Active	PATERSON COMM. DEVELOPMENT	2 MARKET STREET	PATERSON	Fireline	Final Notice (Notice 3)	\$107,993.17
0197141	066260	Active	PASSAIC PARK REALTY, LLC.	215 PASSAIC AVENUE	PASSAIC	Commercial-up to 6" mtr	Collections Okay	\$104,922.70
0122427	104492	Finalled	FABRICOLOR MFG. CORP	24 VAN HOUTEN STREET	PATERSON	Industrial- 6" & above	Collections Okay	\$102,323.79
0255857	118922	Finalled	CORAL DYE & FIN. CORP	555 E 31ST STREET	PATERSON	Fireline	Collections Okay	\$41,168.66
0255857	118924	Finalled	CORAL DYE & FIN. CORP	555 E 31ST STREET	PATERSON	Fireline	Collections Okay	\$26,920.06
0255857	118930	Finalled	CORAL DYE & FIN. CORP	571 E 31ST STREET	PATERSON	Fireline	Collections Okay	\$25,080.89
271903	118922	Active	AMERICAN FABRIC PROCESSORS	555 E 31ST STREET	PATERSON	Fireline	Delinquent Letter (Notice 1)	\$3,205.34
271903	118924	Active	AMERICAN FABRIC PROCESSORS	555 E 31ST STREET	PATERSON	Fireline	Delinquent Letter (Notice 1)	\$2,175.97
0124657	105482	Active	CENTER CONTRACTING, CORP.	59-61 WARREN STREET	PATERSON	Fireline	Final Notice (Notice 3)	\$99,826.85
124657	105480		CENTER CONTRACTING, CORP.	59 WARREN STREE	PATERSON	Small Commercial-< 2'	Disconnected	\$6,761.15
0233821	105492	Active	PUTNAM DEVELOPMENT, CORP.	71 WARREN STREET	PATERSON	Fireline	Final Notice (Notice 3)	\$68,046.81
0121985	097234	Active	SHERMAN SCOTT	28 PIERCY STREET	PATERSON	Small Commercial-< 2'	Shut-Off List	\$63,398.34
0037097	091970	Active	MOHAMMAD ODATALLA	165 MARKET STREET	PATERSON	Small Commercial-< 2'	Disconnected	\$61,867.29
0227611	091968	Active	ANSM, INC.	165 MARKET STREET	PATERSON	Small Commercial-< 2'	Disconnected	\$26,578.73
0125363	125152	Active	GEORGE DIMITRIJEVIC	345 N 6TH STREET	PROSPECT PARK	Fireline	Final Notice (Notice 3)	\$61,835.61
13297	125150	Active	GEORGE DIMITRIJEVIC	345 N 6TH STREET	PROSPECT PARK	Residential	Disconnected	
0331785	115166	Active	GALLERY LINEN LLC	971 E 24TH STREET	PATERSON	Small Commercial-< 2'	Disconnected	\$56,633.18
0052917	101888	Active	GREAT FALLS DEV. CORP.	2 MARKET STREET	PATERSON	Small Commercial-< 2'	Disconnected	\$54,597.08
52917	182732	Finalled	GREAT FALLS DEV. CORP.	2 MARKET STREET	PATERSON	Small Commercial-< 2'	Collections Okay	\$0.00
0322867	107152	Active	PATERSON PUBLIC SCHOOLS	780 11TH AVENUE	PATERSON	Municipal	Final Notice (Notice 3)	\$51,741.00
322867	107154	Active	PATERSON PUBLIC SCHOOLS	780 11TH AVENUE	PATERSON	Fireline	Final Notice (Notice 3)	\$22,061.28
0064753	060932	Active	GARDEN HOME URBAN RENEWAL	29-31 HOWE AVENUE	PASSAIC	Commercial-up to 6" mtr	Collections Okay	\$50,829.76
0123849	053808	Active	PETRILLO TRUCKING	228 UNION STREET	LODI	Fireline	Final Notice (Notice 3)	\$47,386.35
0038787	053806	Active	PETRILLO TRUCKING	228 UNION STREET	LODI	Small Commercial-< 2'	Collections Okay	\$116.44
0290122	106352	Active	ALIUSTA DESIGN LLC	15-17 1ST AVENUE	PATERSON	Fireline	Final Notice (Notice 3)	\$47,236.81
0122307	075386	Active	680 BROADWAY CONDO ASSOC. INC.	680 BROADWAY	PATERSON	Commercial-up to 6" mtr	Shut-Off List	\$46,973.13
0039905	077876	Active	PATHAM REALTY	83 CIANCI STREET	PATERSON	Small Commercial-< 2'	Disconnected	\$45,880.91
0291130	062352	Active	ALEX PEREZ	39-41 LEXINGTON AVENUE	PASSAIC	Fireline	Final Notice (Notice 3)	\$45,638.15
0291130	062350	Active	ALEX PEREZ	39-41 LEXINGTON AVENUE	PASSAIC	Small Commercial-< 2'	Disconnected	\$1,552.15
0326876	030490	Active	MIKE AHDOOT	208 PIAGET AVENUE	CLIFTON	Fireline	Shut-Off List	\$43,615.71
0326876	030488	Active	MIKE AHDOOT	208 PIAGET AVENUE	CLIFTON	Small Commercial-< 2'	Collections Okay	\$0.00
0284525	106224	Finalled	2 WOOD ST. LLC.	2 WOOD STREET	PATERSON	Commercial-up to 6" mtr	Collections Okay	\$43,062.02
0295585	088316	Active	VOLTA INNOVATIVE SOLUTIONS, LLC	2 WOOD STREET	PATERSON	Small Commercial-< 2'	Collections Okay	\$0.00
0295585	121808	Active	VOLTA INNOVATIVE SOLUTIONS, LLC	2 WOOD STREET	PATERSON	Fireline	Collections Okay	\$1,717.43
0289326	121806	Active	3720 OWNER LLC	2 WOOD STREET	PATERSON	Small Commercial-< 2'	Collections Okay	\$258.75
0289326	088318	Active	3720 OWNER LLC	2 WOOD STREET	PATERSON	Fireline	Collections Okay	\$0.00
0124351	089652	Active	JOSE RODRIGUES	127 MAIN STREET	PATERSON	Fireline	Final Notice (Notice 3)	\$40,244.48
0124351	089650	Active	DR RODRIGUEZ	127 MAIN STREET	PATERSON	Small Commercial-< 2'	Disconnected	\$19,824.44
0123859	054740	Active	MAHMOUD ODATALLA	511 WESTMINSTER PLACE	LODI	Fireline	Final Notice (Notice 3)	\$38,490.80
0225491	054738	Active	FURINTIRE SIINGTURE	511 WESTMINSTER PLACE	LODI	Small Commercial-< 2'	Disconnected	\$7,722.62
0331958	185452	Active	PATERSON BOARD OF EDUCATION	202 UNION AVENUE	PATERSON	Fireline	Final Notice (Notice 3)	\$36,852.27
0229869	098584	Active	MIKE'S GRILL	197 E RAILWAY AVENUE	PATERSON	Small Commercial-< 2'	Disconnected	\$35,182.58
0035455	119464	Active	RICHARD DAVENPORT	338-340 E 33RD STREET	PATERSON	Residential	Disconnected	\$31,437.02
0122277	121768	Finalled	CRISTANY PRINT WORKS	451 5TH AVENUE	PATERSON	Commercial-up to 6" mtr	Collections Okay	\$29,491.82
0249317	063746	Finalled	HANEEN'S, INC.	781-787 MAIN AVENUE	PASSAIC	Small Commercial-< 2'	Disconnected	\$28,871.04
0125669	063744	Finalled	781 MAIN IN	781-787 MAIN AVENUE	PASSAIC	Fireline	Collections Okay	\$24,991.82
0124931	106374	Active	DAVID GRIMALDI, CO.	61-69 1ST AVENUE	PATERSON	Fireline	Shut-Off List	\$28,491.76
0122197	106368	Active	DAVID GRIMALDI	65 1ST AVENUE	PATERSON	Industrial- 6" & above	Shut-Off List	\$80.15
0153773	075464	Active	IFEOMA EZEKOW	869 BROADWAY	PATERSON	Small Commercial-< 2'	Disconnected	\$26,756.15
0179045	150078	Active	PATERSON HOUSING AUTHORITY	0 HARRIS PLACE	PATERSON	Fireline	Final Notice (Notice 3)	\$26,406.03
0298906	081148	Active	CITY OF PATERSON - PURCHASING	71-83 FAIR STREET	PATERSON	Municipal	Disconnected	\$26,395.51
0011555	097214	Active	GALAXIE CHEM CORP	6-34 PIERCY STREET	PATERSON	Fireline	Final Notice (Notice 3)	\$26,211.87
0011555	097236	Finalled	GALAXIE CHEM CORP	28 PIERCY STREET	PATERSON	Commercial-up to 6" mtr	Collections Okay	\$3,172.86
0011547	097222	Active	GALAXIE CHEMICAL	18 PIERCY STREET	PATERSON	Residential	Shut-Off List	\$16,057.85
0121983	097232	Finalled	GALAXIE CHEMICAL	26 PIERCY STREET	PATERSON	Industrial- 6" & above	Collections Okay	\$0.00
0011413	090760	Active	GALAXIE CHEMICAL, CORP.	15-17 E MAIN STREET	PATERSON	Residential	Shut-Off List	\$15,888.49
0125653	063648	Active	DFCN HOLDINGS, LLC.	691 MAIN AVENUE	PASSAIC	Fireline	Final Notice (Notice 3)	\$25,765.41
64821	63650	Active	LLC DFCN	691 MAIN AVENUE	PATERSON	Small Commercial-< 2'	Disconnected	\$8,265.25
0151623	118116	Active	LAMONT MUNGO	53 N 3RD STREET	PATERSON	Residential	Disconnected	\$25,371.51
								\$3,087,459.29

PASSAIC VALLEY WATER COMMISSION
1525 MAIN AVENUE • P.O. BOX 230
CLIFTON, NEW JERSEY 07011
(973) 340-4300