

Executive Director  
**James Mueller, PE**

Executive Director Report  
May 27, 2026  
Board Meeting

Commissioners

**Deborah Rizzi**, President, Clifton  
**Carmen DePadua**, Vice President, Paterson  
**Ronald Van Rensalier**, Treasurer, Passaic  
**Ruby N. Cotton**, Secretary, Paterson  
**Gerald Friend**, Commissioner, Clifton  
**Jeffrey Levine**, Commissioner, Paterson  
**Rigo Sanchez**, Commissioner, Passaic

**1) Operational Issues and Highlights**

Chittenden Road Emergency

On March 23, 2026 Distribution staff received a call from Veolia reporting a suspected leak in the street at Chittenden Road in Clifton. The 51" transmission main runs through this section as well as a manifold with five (5) 16" interconnections with Jersey City as well as other interconnections with Newark. One of the 16" interconnections is leaking however the 51" transmission must be isolated to address the issue. Given the large cost of just isolating the main (upwards of \$500,000 for line stops alone plus the added cost of a 36" bypass pipeline necessary to maintain flow while the line is isolated) we have decided to replace a 100' section of the 51" main as well as replace and consolidate the Jersey City interconnections. In addition, we will consolidate from five (5) 16" interconnections to three (3). There are also a multitude of gas lines and high voltage power lines and poles in this area that required coordination with PSE&G to relocate these obstacles and facilitate PVWC construction. The *Montana* construction crew is in the process of installing additional isolation valves on a smaller 12" line also connected into this area that will need to be replaced and a temporary line run to feed one house. The goal is to finish this isolation and bypasses to facilitate isolating the leak and starting construction the week of 5/29/26.



"Baby Levine"

PVWC is making great progress on the construction of storage tanks to replace the open-air, drinking water Levine Reservoir. Since December the reservoir has been offline to allow for construction of a dividing weir to create a temporary, smaller reservoir as we move into physical construction of the storage tanks. Great work to **Julie Alesandrelli**, **Matthew Shpiruk**, J. Fletcher Creamer & Son, Inc. and DN Tanks as well as the designer and CM Mott MacDonald/Jacobs. Thank you to **President Deb Rizzi**, along with **Commissioners Rigo Sanchez** and **Ruby N. Cotton**, for taking time out of their busy schedules to visit the site and see the ongoing construction firsthand.



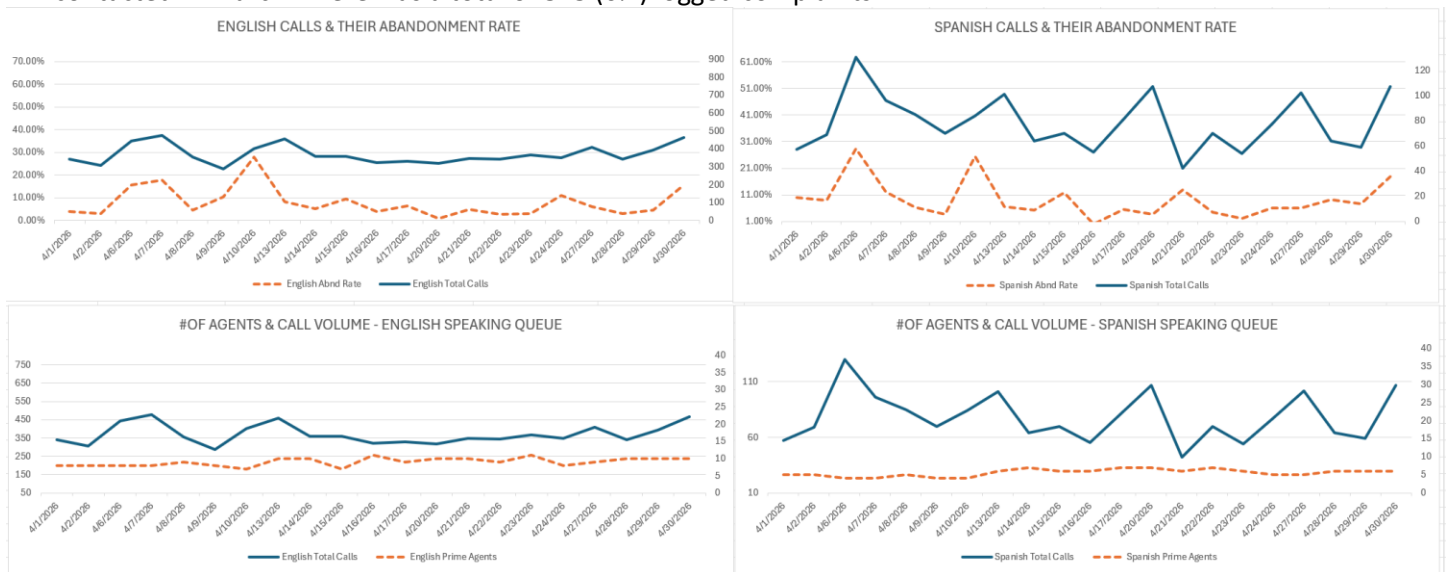
**Distribution**

Monthly Distribution Metrics										
Date	Hydrants				Main Breaks		Curb Boxes	Mark-outs		Meters
	Flushed	Contractor Replaced	In-House Replaced	In-House Repaired	In-house Repaired	Contractor Repaired	# Excavated	Total	Emergency	Replaced
1/31/2026	0	0	2	10	39	7	42	1036	187	351
2/28/2026	0	0	6	14	45	6	49	909	213	380
3/31/2026	156	0	7	14	8	0	104	1587	177	372
4/30/2026	295	0	9	15	6	1	175	1810	149	329
<b>Year to Date:</b>	<b>451</b>	<b>0</b>	<b>24</b>	<b>53</b>	<b>98</b>	<b>14</b>	<b>370</b>	<b>5,342</b>	<b>726</b>	<b>1,432</b>
<b>Annual Metrics</b>	<b>8.3%</b>	<b>0.0%</b>	<b>0.4%</b>	<b>1.0%</b>	<b>17.2</b>		<b>0.6%</b>	<b>12.0%</b>		<b>2.1%</b>
<b>Metric Description</b>	<b>% of System-wide Hydrants</b>				<b>Annual # Breaks/ 100 miles of pipe</b>		<b>% System Total</b>	<b>% Emergency &lt; 4 hour response</b>		<b>% System Total</b>

**Customer Service**

- In April, there were **3** in-person appointments.
- No surveys were conducted at the window kiosk.
- High abandonment rates on April 6<sup>th</sup> and April 7<sup>th</sup> were primarily driven by increased post-holiday call volume combined with short staffing, resulting in longer wait times across the queues. Elevated abandonment rates on several other dates reflected periods of consistently high call activity. Additionally, the spikes on April 15<sup>th</sup> and April 30<sup>th</sup> were issues related to water main breaks.

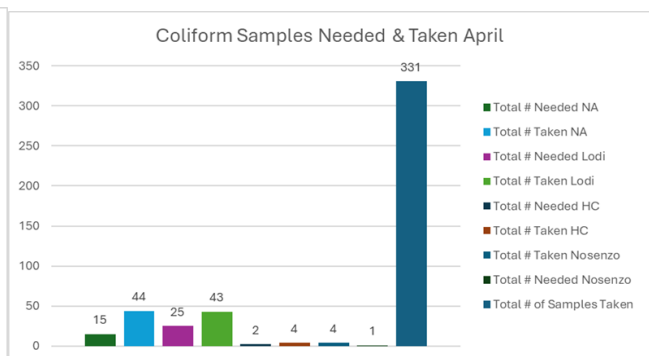
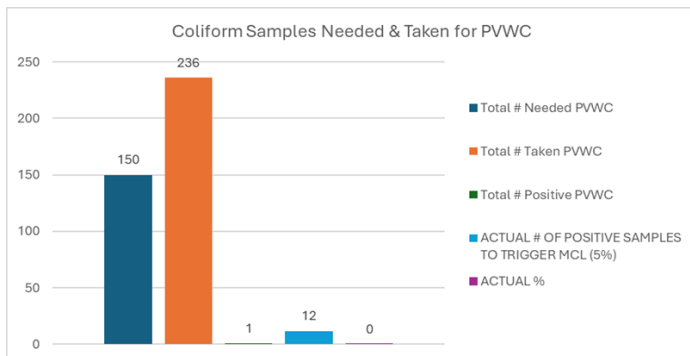
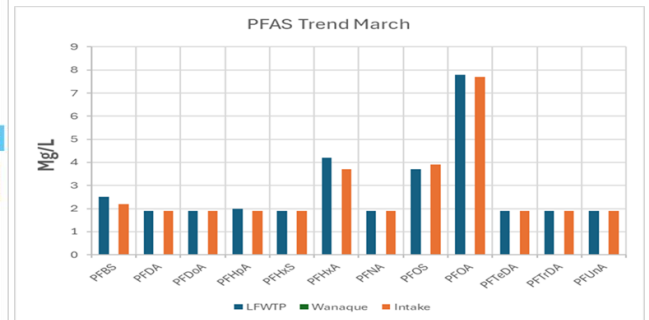
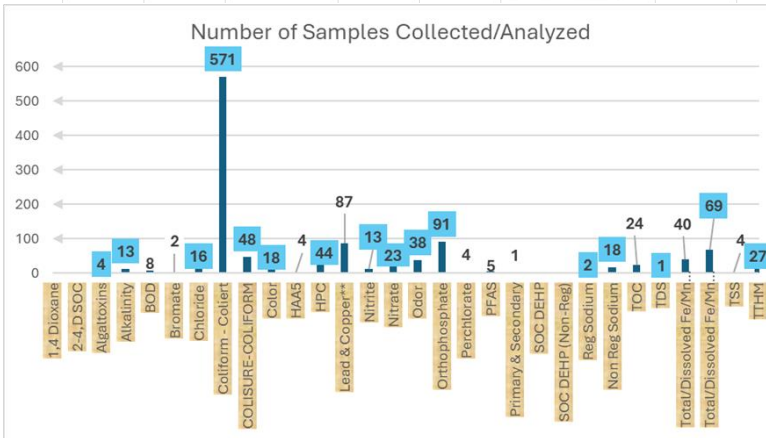
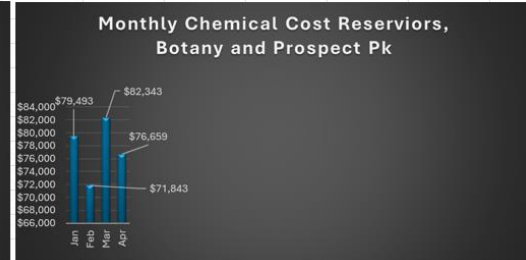
- Out of **550** customer end-of-call surveys completed in April, **Eduardo Soriano** scored the highest (3.1) and **Billy Bici, Lisa Hernandez and Nicole Iurato** all scored 2.7 based on a 1-5 rating scale. Total calls for the month were 9,040 so approximately 6% of the customers are filling out surveys.
- There were **642** inbound emails and **1,000** outbound emails to the customer service email.
- The **NJ Shares** payments for April were **\$968.00** across **7** accounts. The total received through Shares is **\$27,813.00** across **158** accounts since April 2025.
- **Phone reports with graphs:** Call volume spiked due to multiple water main breaks driving outage related inquiries, combined with the start of disconnections prompting increased customer calls for payment and assistance.
- **New Service Applications and Additional Meter Total:** We had **8 New Service Application**, and **16 Additional Meter Applications**. Total amount collected **\$61,734.00**
- **Shut off Past Due Accounts:** Disconnections started **March 16<sup>th</sup>**, Total amount collected **\$477,354.12**.
- **Metrics Past Due Calls:** In March **69** customers were called, we continue offering interest free payment plans, payment extensions, and Shares program. Total amount collected **\$13,817.24**
- Out of **9,040** logged calls, below you will see what is considered complaint reasons Customer Service was contacted in March. There was a total of **545** (6%) logged complaints.



## Purification/Laboratory

- All filters met the SWTR requirements.
- CFE met the SWTR requirements.
- Ozone Contractors achieved inactivation ratio (IR) for entire month.
- PVWC Treatment Plant met the State regulatory requirements for chlorine & ozone disinfection and filtration.
- Distribution system met all SWTR requirements.
- Interviewing for Water Treatment Plant Operator, Lab Manager, Sample Collectors/Lab Techs.
- Total amount of rain: 2.76 inches
- Total Lead & Copper samples collected: Goal = 100 / Collected = 58

Lab Report			
Date	Total Samples Collected		
	In-House	Outside	Total # of Positive Coliforms
1/31/2026	1010	57	1
2/28/2026	1138	104	2
3/31/2026	1102	74	0
4/30/2026	1181	118	1
<b>Year to Date:</b>	<b>4431</b>	<b>353</b>	<b>4</b>



## Information Technology

- Touchpoint Queue, Dashboard monitors installed in Customer Service.
- First Business Impact Analysis meeting held.
- Customer Service Department roll out has been completed.

- CMMS – Stantec to setup weekly system admin meetings for the purpose of increasing engagement, capturing user needs and providing systems admin support.
- Cybersecurity – ReddLegg to provide policy briefing.
- SharePoint – IT will complete the QA/QC of employee directory and publish data.
- Mobile device billing:
  - The month of April’s bill total: \$16,347.88
  - 2 iPhone and 16 devices were ordered as upgrades or users this month as their old devices were not working up to standard.
  - 6 old iPads were swapped out with new iPad 16’s; 6 iPad lines were canceled - all company iPads are now upgraded to the latest device
- Regular Hours: 1,187.75 Overtime Hours: 200.50; % of Overtime: 33%
- IT Outages – Thursday, April 30<sup>th</sup>:
  - Issue: Naviline outage AS400 Production rebooted manually by IT Staff
  - Impact: Complete outage of Naviline company-wide (purchase order, requisitions and budgeting, etc.)
  - Outage duration: 8:15am to 8:30pm on 3/31
  - Resolution: IT discovered a problem with the communication ports that the Jacada Monitor service was trying to use. IT tested then changed communication ports for Jacada Monitor services on AS400 Production. Naviline access was then restored to normal operating functions.

**Maintenance**

	Monthly Maintenance Metrics	
Date	Work Orders	
	Initiated	Completed
1/31/2026	148	119
2/28/2026	139	108
3/31/2026	158	134
4/30/2026	367	327
<b>Year to Date:</b>	<b>812</b>	<b>688</b>
<b>Annual Metrics</b>	<b>84.7%</b>	
<b>Metric Description</b>	<b>% Complete</b>	

- The maintenance department continues to perform corrective and preventative maintenance on the Little Falls Water Treatment plant and the Distribution system.
- Quarterly meetings have been scheduled with Maintenance, Purification and Pumping to review CMMS work order information and discuss ways to optimize operations, preventative/corrective maintenance, and inventory control.
- Several supervisory level staff retired in the past few months, and Maintenance is working with ODHR continuously to get vacancies filled.

**Organizational Development and Human Resources**

*Below are the monthly metrics for ODHR.*

ODHR Metrics																	
Date	Monthly																
	Vacancies	Job Postings (Internal)	Job Postings (External)	Job Applications Received	Interviews	Salary Increments	90-Day Increments	Out of Title Pay	Intern Hire/Rehire	Summer Help	Commissioner Onboarded	Promotions/Advancements	Lateral Title Change	New Hires	Retirements	PERS Enrollments /Certs	Separations
1/31/2026	47	0	0	0	0	21	0	1	0	0	0	0	0	6	2	2	0
2/28/2026	46	3	3	0	0	11	2	0	0	0	0	0	0	0	1	7	4
3/31/2026	49	7	1	8	6	10	3	0	2	0	0	0	0	1	2	4	3
4/30/2026	44	6	3	27	11	19	4	2	0	0	0	1	0	0	3	2	2
<b>Year to Date:</b>	<b>16</b>	<b>7</b>	<b>35</b>	<b>17</b>	<b>61</b>	<b>9</b>	<b>3</b>	<b>2</b>	<b>0</b>	<b>0</b>	<b>1</b>	<b>0</b>	<b>7</b>	<b>8</b>	<b>15</b>	<b>9</b>	

- There were **no** new hires since the last board meeting.

## Environmental Health & Safety

Below are the EH&S metrics:

Monthly EH&S Metrics						
Date	Safety Metrics				Motor Vehicle Accidents	
	OSHA Recordable			First Aid	Accidents	Injuries
	Fatality	Lost Time	No Lost Time			
1/31/2026	0	2	1	3	2	0
2/28/2026	0	2	2	4	4	1
3/31/2026	0	1	1	1	6	1
4/30/2026	0	1	3	4	1	0
<b>Year to Date:</b>	<b>0</b>	<b>6</b>	<b>7</b>	<b>12</b>	<b>13</b>	<b>2</b>

## Communications & Intergovernmental Coordination

- **Rave:** 54 alerts sent out in April 2026 and 338 new users.
- **Press Releases:** Five (5) press releases were published:
  - Annual Hydrant Flushing (4/8/26)
  - Rave Alerts Release (4/14/26)
  - AutoPay Release (4/20/26)
- **Social media:** 98 social media posts were published across our four platforms: Facebook, Instagram, X, and LinkedIn.
- **Critical Mention:** Passaic Valley Water Commission was mentioned 55 times (TV/Online/Print) in the media.

Communications Metrics														
Date	Rave Notifications										Social Media			
	Paterson	Passaic	Clifton	Prospect Park	Lodi	N Arlington	Woodland Park	W Milford	Garfield	*Miscellaneous	Facebook	Instagram	X	LinkedIn
1/31/2026	8	5	39	4	3	3	0	0	0	3	65	63	41	6
2/28/2026	42	9	46	0	2	5	0	0	0	1	69	69	56	5
3/31/2026	7	5	8	0	7	2	0	0	0	6	50	49	55	7
4/30/2026	9	8	7	0	5	6	0	0	0	19	32	32	33	1
<b>Year to Date:</b>	<b>66</b>	<b>27</b>	<b>100</b>	<b>4</b>	<b>17</b>	<b>16</b>	<b>0</b>	<b>0</b>	<b>0</b>	<b>29</b>	<b>216</b>	<b>213</b>	<b>185</b>	<b>19</b>

\*Miscellaneous includes system maintenance notifications, PVWC closings for holidays, etc.

## Engineering

### PFAS Planning and Basis of Design – Black & Veatch / Mott MacDonald:

PVWC must meet the USEPA's new 4-ppt PFAS standard by 2029. Black & Veatch is developing the Facility Plan and Basis of Design for PFAS treatment at the Little Falls Water Treatment Plant. The current contract value is \$2,152,021, reflecting \$152,093 in approved change orders, and the contract is extended to December 31, 2026. The project is 291 days behind schedule, primarily due to the need for major planning decisions and pending NJDEP input on treatment capacity and EBCT requirements.

### Key Accomplishments This Period

- Held coordination meetings among PVWC, Black & Veatch, Mott MacDonald, and PSE&G.
- Submitted monthly reporting and shared two conceptual plans for Task 4.
- Processed approvals, including Water Allocation Permit renewal, and submitted a formal request for schedule and financial adjustments through 12/31/26.

### Next 30 Days

- Begin Task 4: Facility Plan & Conceptual Design.

- Start geotechnical investigations, hazard mitigation review, and site topographic/utility surveying.
- Initiate conceptual design and develop the hydraulic modeling timeline.

**Next 60 Days**

- Continue geotechnical, survey, and conceptual design activities.
- Conduct Conceptual Design workshops and begin preparing the Facility Plan & Conceptual Design Report.
- Follow up on SCADA data requests and hydraulic model calibration.
- Progress alternative delivery discussions and finalize required planning decisions (facility siting, capacity, EBCT).

**Network Management Readiness Assessment:**

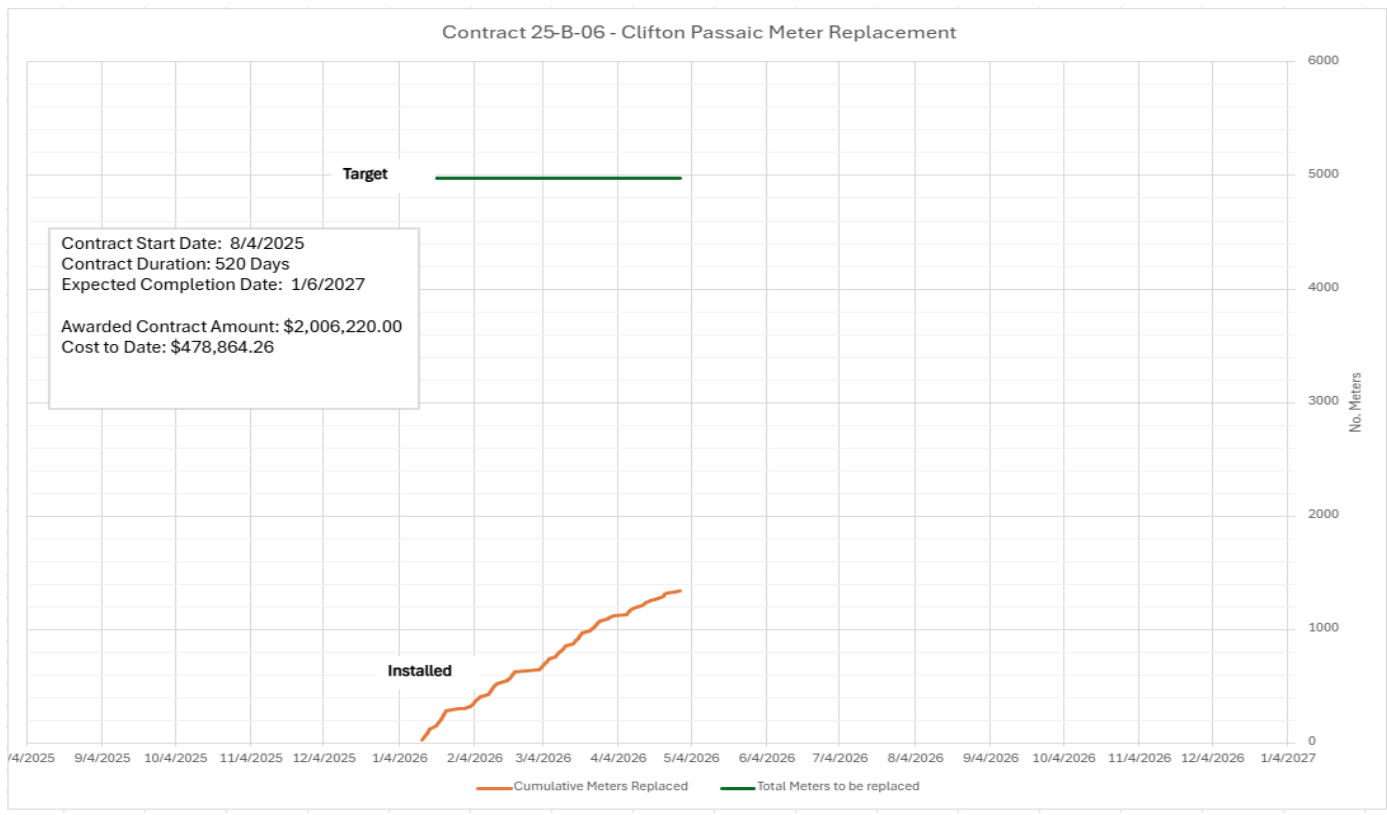
Esri’s Utility Network (UN) replaces the legacy Geometric Network (GN) and provides a more intelligent, scalable, and integrated framework for managing our water system. Unlike the GN’s geometry-based connections, the UN uses rule-based, attribute-driven connectivity, which allows us to model assets and operational behavior more accurately. The UN elevates GIS from a mapping tool to an enterprise asset management and operational intelligence platform. The GN is deprecated and no longer supported in ArcGIS Pro.

CyberTech is currently conducting the geodatabase assessment for Utility Network Readiness. This includes reviewing the existing data model and workflows, completing asset and schema mapping, and performing data cleanup activities. The final deliverables are expected to be submitted to the Commission by mid-June 2026.

**Meter Metrics:**

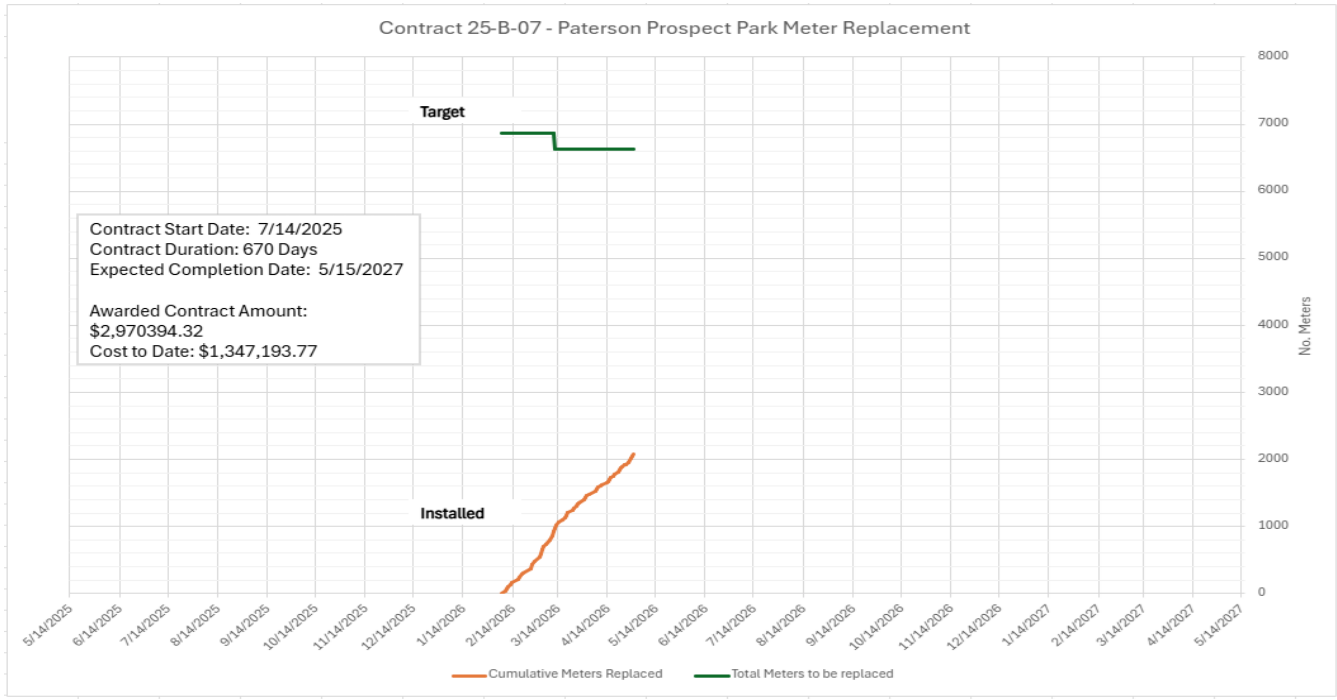
**Contract 25-B-06 – Clifton & Passaic – Metertek**

- 1,344 meters installed out of 4,980 (27%). Averaging about 13 meters per day worked.



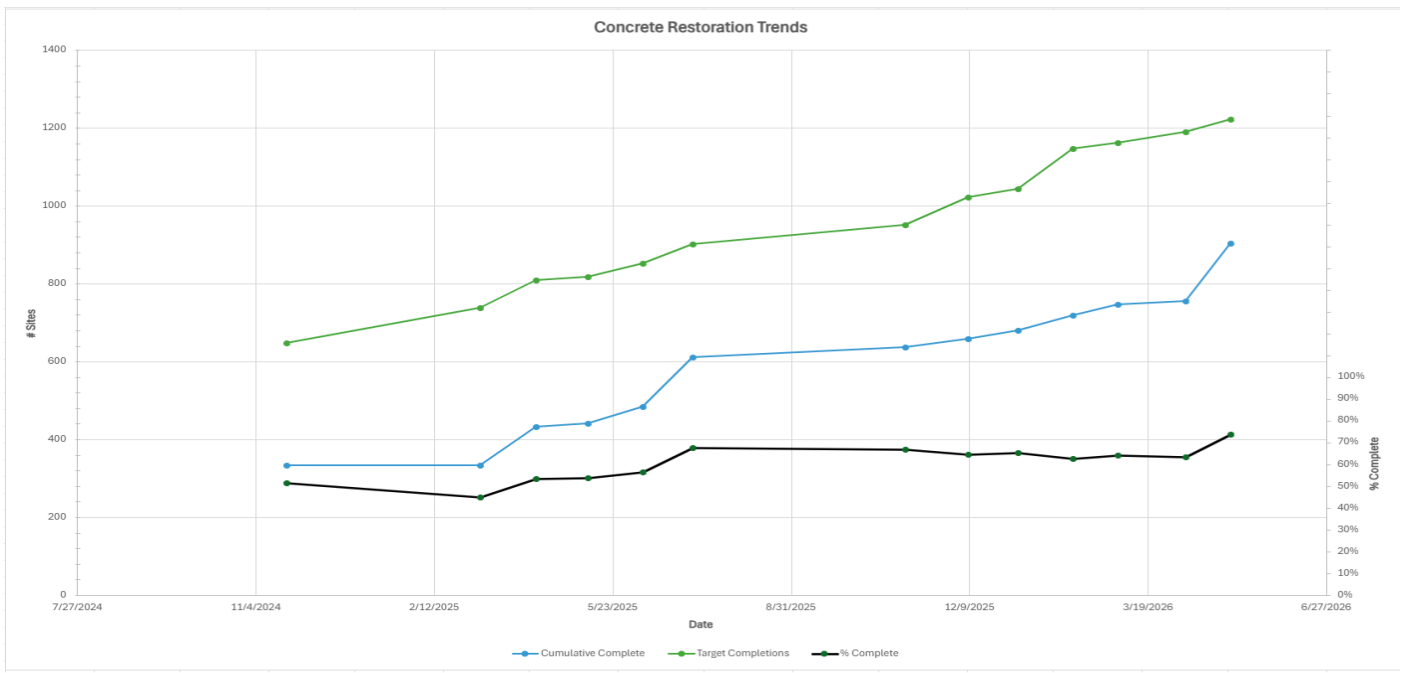
**Contract 25-B-07 – Paterson & Prospect Park – National Metering**

- 2,076 meters installed out of 6,629 (31.3%). Averaging about 35 meters per day worked.



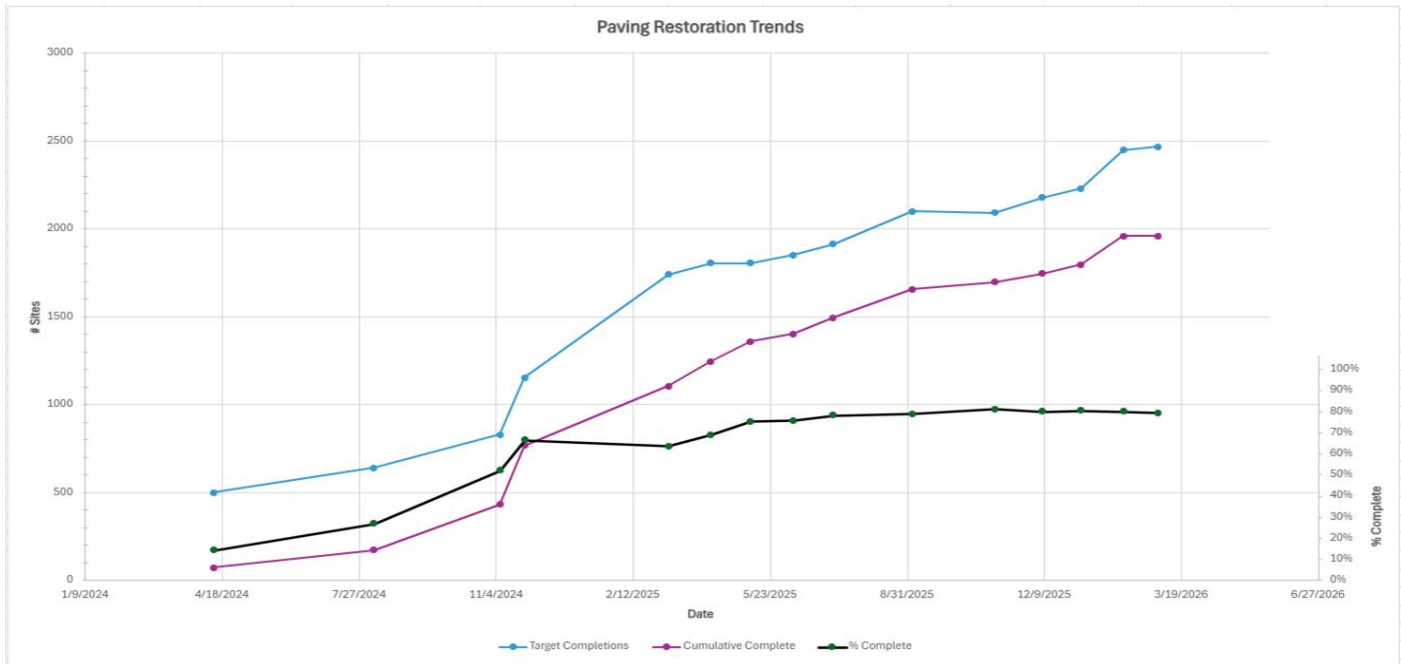
**Concrete Metrics:**

- Since 11/24, we have completed 904 out of 1223 (74%) concrete restorations. Inspectors have completed all verifications so at this point in time, we have 319 known outstanding concrete restorations needed.



**Paving Metrics:**

- Since 4/24, we have completed 2,128 out of 2,710 (79%) asphalt restorations. Inspectors have completed all verifications so at this point the 582 outstanding patches are the only known patches needed.



**Wholesale Metrics:**

Wholesale Customer	WHOLESALE FLOWS (MG)			
	Jan-26	Feb-26	Mar-26	Apr-26
Bloomingtondale	0.00	0.00	0.00	0.00
Cedar Grove	14.53	14.23	13.68	13.73
Elmwood Park	67.99	71.21	64.18	67.02
Fair Lawn	51.45	62.17	51.15	51.77
Fairfield	45.33	43.53	41.89	43.19
Garfield	25.89	30.68	26.70	28.25
Haledon	30.97	32.09	29.62	29.74
Harrison	54.08	55.57	51.69	50.73
Hawthorne	0.00	0.00	0.00	0.00
Lincoln Park	26.11	36.35	36.05	37.13
Lyndhurst	59.39	62.68	55.98	59.06
NJAW	287.49	271.50	244.43	340.03
North Caldwell	15.74	18.77	9.57	2.22
Nutley	114.97	101.50	94.92	93.05
Ridgewood	6.28	3.37	7.85	9.83
Ringwood	0.45	0.52	0.97	2.30
Riverdale	8.38	8.23	7.85	15.18
SMCMUA	43.23	39.94	47.71	66.71
Totowa	50.50	55.28	49.52	52.72
Verona	35.34	39.64	33.45	33.33
Wallington	22.87	21.32	25.06	22.17
Wanaque	0.28	0.05	0.15	0.24
West Caldwell	34.33	38.22	35.60	36.93
Woodland Park	29.95	30.15	28.45	30.02
<b>TOTAL</b>	<b>1025.55</b>	<b>1037.00</b>	<b>956.47</b>	<b>1085.35</b>

	WHOLESALE REVENUE			
	Jan-26	Feb-26	Mar-26	Apr-26
Bloomingtondale	\$ -	\$ -	\$ -	\$ -
Cedar Grove	\$ 54,312.49	\$ 53,191.11	\$ 51,135.23	\$ 51,322.13
Elmwood Park	\$ 254,143.60	\$ 266,179.81	\$ 239,901.99	\$ 250,517.78
Fair Lawn	\$ 192,317.81	\$ 232,388.70	\$ 191,196.43	\$ 193,513.96
Fairfield	\$ 169,441.53	\$ 162,713.21	\$ 156,582.96	\$ 161,442.30
Garfield	\$ 97,594.33	\$ 115,499.14	\$ 100,622.07	\$ 106,415.90
Haledon	\$ 115,764.48	\$ 119,950.99	\$ 110,718.24	\$ 111,166.80
Harrison	\$ 202,148.64	\$ 207,718.19	\$ 193,214.92	\$ 189,626.49
Hawthorne	\$ -	\$ -	\$ -	\$ -
Lincoln Park	\$ 97,598.02	\$ 135,874.68	\$ 134,753.30	\$ 138,790.29
Lyndhurst	\$ 221,997.18	\$ 234,295.05	\$ 209,250.75	\$ 220,763.65
NJAW	\$ 1,074,624.84	\$ 1,014,854.93	\$ 913,668.48	\$ 1,271,017.03
North Caldwell	\$ 58,835.42	\$ 70,161.43	\$ 35,772.23	\$ 8,298.26
Nutley	\$ 94,121.47	\$ 83,094.10	\$ 77,707.31	\$ 76,176.42
Ridgewood	\$ 23,474.36	\$ 12,596.91	\$ 29,342.95	\$ 36,744.10
Ringwood	\$ 1,682.08	\$ 1,943.74	\$ 3,625.82	\$ 8,597.30
Riverdale	\$ 31,324.07	\$ 30,763.37	\$ 29,342.95	\$ 56,742.17
SMCMUA	\$ 161,591.82	\$ 149,293.94	\$ 178,337.86	\$ 249,359.01
Totowa	\$ 188,766.76	\$ 206,634.18	\$ 185,103.56	\$ 197,065.02
Verona	\$ 132,099.35	\$ 148,172.56	\$ 125,034.61	\$ 124,586.06
Wallington	\$ 85,487.04	\$ 79,693.21	\$ 93,673.17	\$ 82,870.47
Wanaque	\$ 1,046.63	\$ 186.90	\$ 560.69	\$ 897.11
West Caldwell	\$ 128,324.01	\$ 142,864.66	\$ 133,071.22	\$ 138,042.70
Woodland Park	\$ 110,344.45	\$ 111,092.04	\$ 104,737.51	\$ 110,606.10
<b>TOTAL</b>	<b>\$ 3,497,040.37</b>	<b>\$ 3,579,162.86</b>	<b>\$ 3,297,354.26</b>	<b>\$ 3,784,561.05</b>

## Treatment and Reservoirs

### Capital Program Snapshot

PVWC currently has over \$85 million in active treatment and storage infrastructure improvements across the system. Major construction is ongoing at the Levine Reservoir, Little Falls Water Treatment Plant, and throughout treatment process areas. These capital investments remain focused on strengthening system reliability, modernizing treatment systems, and supporting long-term operational resilience.

This month, we hosted visits for several of our PVWC Commissioners at the Levine Reservoir site. On both days, the weather cooperated and everyone was able to see the scope and magnitude of the project site. If anyone else wants to visit, please reach out!

### Project Status Overview

Construction activities across multiple facilities intensified through April and continue into May. With significant infrastructure replacement and rehabilitation occurring simultaneously, PVWC Engineering, Operations, and Maintenance teams are closely coordinating contractor work windows, site access, and operational impacts. Sequenced outages and staging continue to be key to maintaining uninterrupted water treatment and distribution service.

#### Stakeholder Coordination / Public Outreach

- Commissioner site visits conducted at Levine Reservoir.
- Continued coordination with local stakeholders and regulatory agencies.
- Public communications regarding major construction activities remain ongoing.

#### Active Capital Projects

##### **Levine Reservoir Replacement Project (\$41.8M)**

###### *Current Status:*

- Temporary Berm construction is complete and site work continues
- DN Tanks mobilization is ongoing, with field offices and staging areas now established onsite.
- Public outreach efforts in March provided project updates to local residents and stakeholders; follow-up communications are ongoing.

###### *Upcoming Activities (May):*

- Filling and operational testing of the temporary reservoir – leaks through berm still need to be addressed.
- Foundation work for pre-stressed concrete tanks.

##### **Actiflo Process Rehabilitation (\$4.5M)**

###### *Current Status:*

- Tank rehabilitation on the second Actiflo train remains on schedule, with mechanical and structural rehabilitation progressing steadily.

###### *Upcoming Activities:*

- Complete rehabilitation of second Actiflo train and return Train #2 to service.

##### **Residuals Facilities Upgrade – Little Falls Treatment Plant (\$31.2M)**

###### *Current Status:*

- Site preparation for new residuals processing facilities is underway.
- Submittal review and contractor coordination continues.

###### *Upcoming Activities:*

- Begin foundation and initial structural construction for new facilities.

- Continue coordination with plant operations to maintain uninterrupted residuals handling operations during construction.

Filter Valve Replacement Project (\$7.9M)

Current Status:

- Shop drawings are progressing.
- Fabrication of stop logs is underway following field measurements during January shutdown.

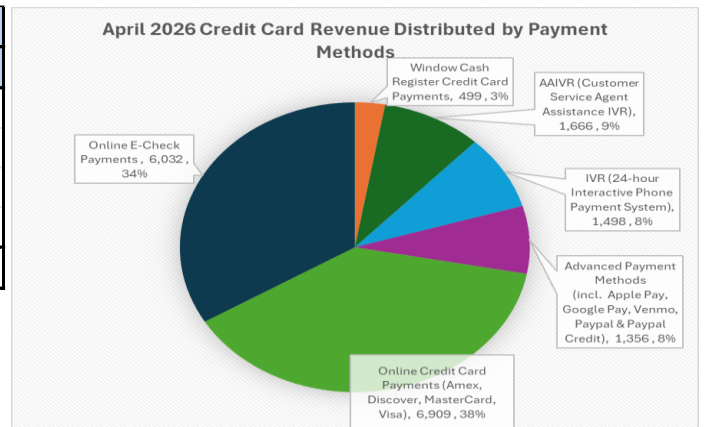
Upcoming Activities:

- Finalize isolation plans.
- Begin initial valve replacement activities as operational conditions permit.

**Finance**

Below are the Finance metrics:

2026 Revenue and Fees				
Month	# Transactions	Revenue (\$)	Fee	%
January	17,173	\$ 4,769,135.31	\$ 32,186.17	0.67%
February	15,012	\$ 4,714,069.19	\$ 29,202.02	0.62%
March	17,860	\$ 5,412,313.75	\$ 35,091.57	0.65%
April	17,960	\$ 5,602,915.13	\$ 34,613.05	0.62%
<b>Totals</b>	<b>68,005</b>	<b>\$ 20,498,433</b>	<b>\$ 131,093</b>	<b>0.64%</b>



The new payment system went live last September and has increased the payment options available to customers.

Online payments are the dominant mode of payment with 38% generated from credit cards, and 34% from E-checks.

Interactive voice response (IVR) is 17% of the payments with over half through agent assistance and the balance through the 24-hour phone system. Advanced payment methods/autopay represent 8% and the window is 3% of payments.

**Executive**

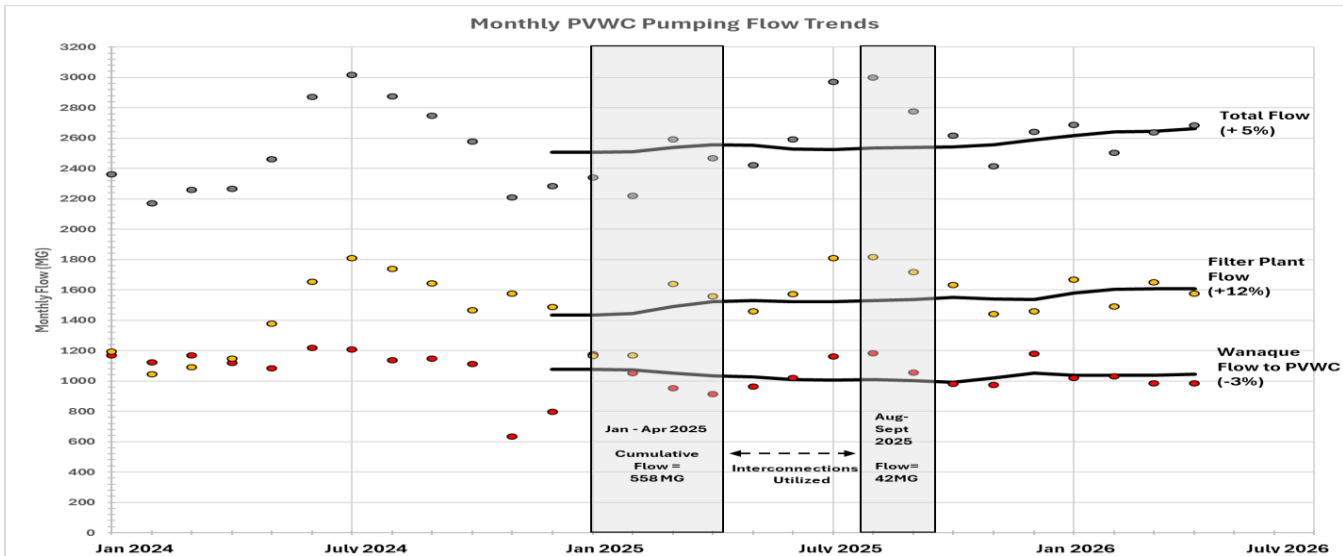
In 2025 we developed and implemented a website for the Levine Reservoir storage tanks called **Engagement HQ**. The purpose of the site was to allow the public to get project updates on schedule, costs and construction activity impacts to the surrounding community. Earlier in 2026 we started working on expanding the site to include the upcoming transmission and water main upgrades that are being implemented starting in Q2 2026 and continuing throughout the years to come. In March six new projects went live on Engagement HQ: **Beech Street (N. Arlington)** water main replacements (\$12M); **Paulison Ave (Clifton/Passaic)** water main replacement (\$8M); **Fordham Road (Clifton)** water main replacement (\$800k); **DeMott Street (Clifton)** water main replacement (\$1.25M); **Paterson Great Falls transmission main replacements** (\$15M); and the two **water meter replacement contracts** covering Paterson/Prospect Park and Clifton/Passaic (almost \$5M combined). **Total Engagement HQ visits: 291, New Registrations: 90; Max visitors per day: 26**

**Pumping and Power**

Below are the monthly metrics for Pumping and Power.

Monthly Pumping & Power Metrics						
Date	Interconnection Flow (MG)	Total Monthly Volume (MG)	Monthly Average (MGD)	Max Day Volume (MGD)	Wanaque Flow (MG)	Filter Plant Flow (MG)
1/31/2026	0	2,687.03	87	99	1,019.40	1,667.63
2/28/2026	0	2,501.88	89	101	1,032.10	1,489.78
3/31/2026	0	2,637.83	85	90	986.20	1,651.63
4/30/2026	0	2,683.48	89	101	1,107.90	1,575.58
<b>Year to Date:</b>	<b>0</b>	<b>10,510.22</b>	<b>29</b>	<b>98</b>	<b>4,145.60</b>	<b>6,384.62</b>


- Exercised the 4 emergency generators under full Little Falls site electric load.
- Managed a hydraulic outage of the Filter Plant to allow for electrical circuit switching at several substations. This facilitated the continuance of electrical maintenance.
- Currently operating the 180 Gradient without a storage reservoir.
- Attending the DEP Drought meetings. The State is currently in a drought warning.
- Continuing training for Operators and Attendants.
- Continued the calibration and maintenance of the 26 kV and the 4160 V switchgear in the Plant Shed, the Utility Shed, and the Generator Building.
- Scheduled and completed separate outages on the two 26 kV PSE&G electric feeds to the site. These outages allowed for maintenance of the utility switchgear.
- Conducted Dam Security Inspections with Dam Safety personnel.
- Started Great Notch Dam maintenance contract.



## 2) ORGANIZATIONAL HIGHLIGHTS



PVWC proudly hosted **Bring Your Child to Work Day** on April 23rd. The children enjoyed an exciting tour of our Little Falls Water Treatment Plant, where they learned how we treat and deliver clean, reliable water to homes in our community.



On Thursday, May 28<sup>th</sup>, PVWC is hosting a ceremony to commemorate the completion of its customer-owned **Lead Service Line Replacement Program** in our main system. Nearly 5,000 lead service lines have been replaced at no cost to the

customers through this \$37M initiative funded by a loan through the State Water Bank. Over \$27M is provided as principal loan forgiveness that does not need to be repaid. This has resulted in the cities of Paterson, Passaic, Clifton, and Prospect Park being essentially lead-free from the street to the water meter at each home or business. This achievement marks a major step forward in protecting public health.

**Past Due Balances**

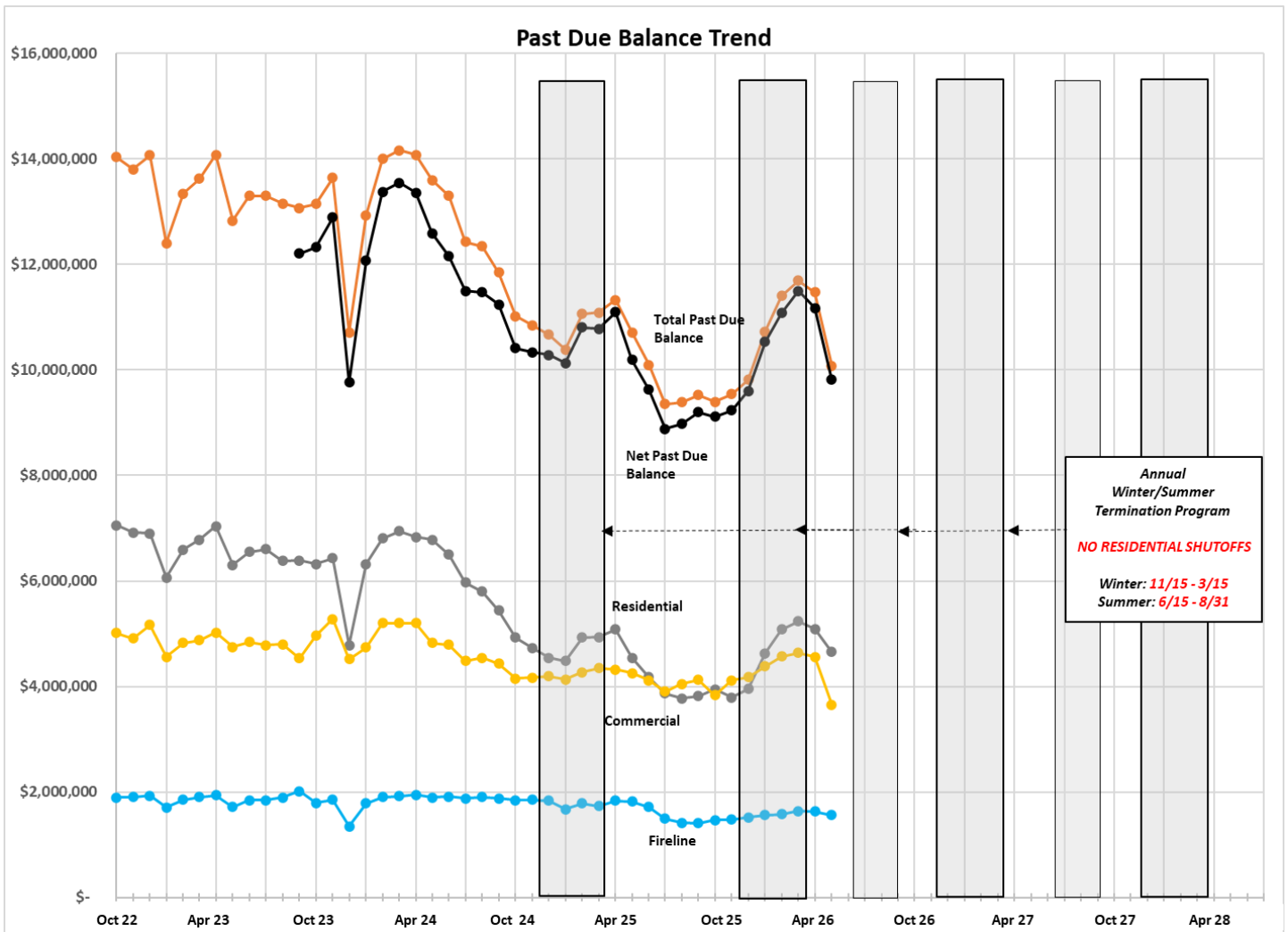
- A summary table of *Past Due Balances* and the associated trends are provided below and on the next page. See *Attachment A: Past Due Balance accounts greater than \$40,000*. This summary only includes data through April 30, 2026. **Note: Recently State legislation was approved that will implement a Summer Termination Program prohibiting shutoffs of residential customers from June 15<sup>th</sup> to August 31<sup>st</sup> each year in addition to the pre-existing Winter Termination program.**

\*Excludes Accounts that have no outstanding balance past 30-60 days

Retail System - Delinquent Account Summary (does NOT include EP & GF)					
Account Type	\$	% \$	# Accounts	% Accounts	\$/Account
Account Type	\$	% \$	# Accounts	% Accounts	\$/Account
Residential	\$ 4,660,214	46%	5,104	77%	\$ 913.05
Small Commercial-< 2'	\$ 2,443,989	24%	1,067	16%	\$ 2,290.52
Fireline	\$ 1,563,659	16%	176	3%	\$ 8,884.43
Commercial-up to 6" mtr	\$ 805,872	8%	207	3%	\$ 3,893.10
Industrial- 6" & above	\$ 405,139	4%	49	1%	\$ 8,268.14
Municipal	\$ 202,189	2.0%	51	1%	\$ 3,964.49
<b>Total</b>	<b>10,081,062.00</b>	<b>100%</b>	<b>6,654</b>	<b>100%</b>	<b>\$ 1,515.04</b>

Payment Arrangements (does NOT include EP & GF)					
Account Type	\$	% \$	# Accounts	% Accounts	\$/Account
Account Type	\$	% \$	# Accounts	% Accounts	\$/Account
Residential	\$ 142,999	54%	199	84%	\$ 718.59
Small Commercial-< 2'	\$ 116,304	44%	33	14%	\$ 3,524.35
Fireline	\$ 7,135	3%	5	2%	\$ 1,426.97
Commercial-up to 6" mtr	\$ -	0%	0	0%	#DIV/0!
Industrial- 6" & above	\$ -	0%	0	0.0%	#DIV/0!
Municipal	\$ -	0%	0	0%	#DIV/0!
<b>Total</b>	<b>266,437.77</b>	<b>100%</b>	<b>237</b>	<b>100%</b>	<b>\$ 1,124.21</b>

Net Delinquent (does NOT include EP & GF or payment plans)					
Account Type	\$	% \$	# Accounts	% Accounts	\$/Account
Account Type	\$	% \$	# Accounts	% Accounts	\$/Account
Residential	\$ 4,517,215	46%	4,905	76%	\$ 920.94
Small Commercial-< 2'	\$ 2,327,685	24%	1,034	16%	\$ 2,251.15
Fireline	\$ 1,556,524	16%	171	3%	\$ 9,102.48
Commercial-up to 6" mtr	\$ 805,872	8%	207	3%	\$ 3,893.10
Industrial- 6" & above	\$ 405,139	4%	49	1%	\$ 8,268.14
Municipal	\$ 202,189	2%	51	1%	\$ 3,964.49
<b>Total</b>	<b>\$ 9,814,624</b>	<b>100%</b>	<b>6,417</b>	<b>100%</b>	<b>\$ 1,529.47</b>



### 5) External Communications

- A Quarterly meeting was held with PSE&G to discuss issues and coordination of work being done on 3/11/26.
- Annual meetings are held with the fire departments to work through hydrant issues and other infrastructure coordination/upgrades. These are currently being scheduled for 2026.
- Quarterly status meetings continue to be scheduled with the Mayors and/or key staff from the following retail systems. The meeting agenda covers the lead service line replacement program status, unauthorized hydrant access/misuse, LIHWAP and shutoffs. The meeting formats are adjusted accordingly.
  - a. Clifton – held on 3/26/26
  - b. Passaic - in the process of being scheduled
  - c. Paterson –scheduled for 5/19/26
  - d. North Arlington – held on 3/19/26
  - e. Prospect Park – in the process of being scheduled
  - f. Lodi – held on 4/28/26

**Attachment A – Top Past Due Accounts greater than \$40,000**  
**Bold Accounts indicate Past Due Balances greater than \$40,000.**

**Not bolded line items include other accounts associated with the Past Due Balance account.**

Customer #	Account #	Account Status	Customer Name	Service Address	Town	Account Type	Collection Status	A/R Balance
0273800	032470	Active	PB NUTCLIFF, LLC	811 ROUTE 3 EAST #2	CLIFTON	Industrial- 6" & above	Disconnected	\$159,036.17
0122967	069168	Active	MODA FURNITURE	125 SOUTH STREET	PASSAIC	Small Commercial- < 2'	Disconnected	\$149,712.82
334417	69140	Active	SOUTH ST APARTMENTS	125 SOUTH STREET	PASSAIC	Fireline	Collections Okay	\$236.14
0271903	118920	Active	AMERICAN FABRIC PROCESSORS	555 E 31ST STREET	PATERSON	Commercial-up to 6" mtr	Shut-Off List	\$134,819.78
271903	118922	Active	AMERICAN FABRIC PROCESSORS	555 E 31ST STREET	PATERSON	Fireline	Final Notice (Notice 3)	\$3,840.05
271903	118924	Active	AMERICAN FABRIC PROCESSORS	555 E 31ST STREET	PATERSON	Fireline	Final Notice (Notice 3)	\$2,599.05
0122427	104492	Finalled	FABRICOLOR MFG. CORP	24 VAN HOUTEN STREET	PATERSON	Industrial- 6" & above	Collections Okay	\$102,323.79
0255857	118922	Finalled	CORAL DYE & FIN. CORP	555 E 31ST STREET	PATERSON	Fireline	Collections Okay	\$41,168.66
0255857	118924	Finalled	CORAL DYE & FIN. CORP	555 E 31ST STREET	PATERSON	Fireline	Collections Okay	\$26,920.06
0255857	118930	Finalled	CORAL DYE & FIN. CORP	571 E 31ST STREET	PATERSON	Fireline	Collections Okay	\$25,080.89
0197141	066260	Active	PASSAIC PARK REALTY, LLC.	215 PASSAIC AVENUE	PASSAIC	Commercial-up to 6" mtr	Final Notice (Notice 3)	\$117,223.12
0197141	066262	Active	PASSAIC PARK REALTY, LLC.	215 PASSAIC AVENUE	PASSAIC	Fireline	Final Notice (Notice 3)	\$1,269.05
0197141	066264	Active	PASSAIC PARK REALTY, LLC.	215 PASSAIC AVENUE	PASSAIC	Fireline	Final Notice (Notice 3)	\$1,309.45
0124761	101890	Active	PATERSON COMM. DEVELOPMENT	2 MARKET STREET	PATERSON	Fireline	Final Notice (Notice 3)	\$111,031.89
0124657	105482	Active	CENTER CONTRACTING, CORP.	59-61 WARREN STREET	PATERSON	Fireline	Final Notice (Notice 3)	\$102,703.05
124657	105480	Active	CENTER CONTRACTING, CORP.	59 WARREN STREE	PATERSON	Small Commercial-< 2'	Disconnected	\$6,761.15
0124657	098002	Active	CENTER CONTRACTING, CORP.	72 PUTNAM STREET	PATERSON	Fireline	Shut-Off List	\$25,534.08
0233821	105492	Active	PUTNAM DEVELOPMENT, CORP.	71 WARREN STREET	PATERSON	Fireline	Final Notice (Notice 3)	\$69,899.65
0121985	097234	Active	SHERMAN SCOTT	28 PIERCY STREET	PATERSON	Small Commercial-< 2'	Shut-Off List	\$65,250.15
0037097	091970	Active	MOHAMMAD ODATALLA	165 MARKET STREET	PATERSON	Small Commercial-< 2'	Disconnected	\$63,688.63
0227611	091968	Active	ANSM, INC.	165 MARKET STREET	PATERSON	Small Commercial-< 2'	Disconnected	\$27,347.91
0125363	125152	Active	GEORGE DIMITRIJEVIC	345 N 6TH STREET	PROSPECT PARK	Fireline	Final Notice (Notice 3)	\$63,598.05
13297	125150	Active	GEORGE DIMITRIJEVIC	345 N 6TH STREET	PROSPECT PARK	Residential	Disconnected	\$612.99
0331785	115166	Active	GALLERY LINEN LLC	971 E 24TH STREET	PATERSON	Small Commercial-< 2'	Disconnected	\$60,920.63
0052917	101888	Active	GREAT FALLS DEV. CORP.	2 MARKET STREET	PATERSON	Small Commercial-< 2'	Disconnected	\$56,043.78
0322867	107152	Active	PATERSON PUBLIC SCHOOLS	780 11TH AVENUE	PATERSON	Municipal	Final Notice (Notice 3)	\$55,288.56
322867	107154	Active	PATERSON PUBLIC SCHOOLS	780 11TH AVENUE	PATERSON	Fireline	Final Notice (Notice 3)	\$23,389.79
0064753	060932	Active	GARDEN HOME URBAN RENEWAL	29-31 HOWE AVENUE	PASSAIC	Commercial-up to 6" mtr	Delinquent Letter (Notice 1)	\$52,896.78
0123849	053808	Active	PETRILLO TRUCKING	228 UNION STREET	LODI	Fireline	Final Notice (Notice 3)	\$49,328.43
0038787	053806	Active	PETRILLO TRUCKING	228 UNION STREET	LODI	Small Commercial-< 2'	Collections Okay	\$0.00
0290122	106352	Active	ALIUSTA DESIGN LLC	15-17 1ST AVENUE	PATERSON	Fireline	Final Notice (Notice 3)	\$49,066.36
0122307	075386	Active	680 BROADWAY CONDO ASSOC. INC.	680 BROADWAY	PATERSON	Commercial-up to 6" mtr	Shut-Off List	\$48,201.53
0039905	077876	Active	PATHAM REALTY	83 CIANCI STREET	PATERSON	Small Commercial-< 2'	Disconnected	\$47,500.54
0291130	062352	Active	ALEX PEREZ	39-41 LEXINGTON AVENUE	PASSAIC	Fireline	Final Notice (Notice 3)	\$47,435.88
0291130	062350	Active	ALEX PEREZ	39-41 LEXINGTON AVENUE	PASSAIC	Small Commercial-< 2'	Disconnected	\$1,607.39
0190703	071582	Active	ALEX PEREZ	178 3RD STREET	PASSAIC	Small Commercial-< 2'	Delinquent Letter (Notice 1)	\$1,119.25
0263389	068068	Active	ALEX PEREZ	214 RANDOLPH STREET	PASSAIC	Residential	Collections Okay	\$297.17
0062163	057674	Active	ALEX PEREZ	26-28 CENTRAL AVENUE	PASSAIC	Residential	Collections Okay	\$677.03
0232575	065010	Active	ALEX PEREZ	317 MONROE STREET	PASSAIC	Small Commercial-< 2'	Collections Okay	\$0.02
0243881	065008	Active	ALEX PEREZ	317 MONROE STREET	PASSAIC	Residential	Collections Okay	\$414.81
0295974	063472	Active	ALEX PEREZ	561-563 MAIN AVENUE	PASSAIC	Fireline	Delinquent Letter (Notice 1)	\$421.92
0295974	063468	Active	ALEX PEREZ	561-563 MAIN AVENUE B	PASSAIC	Small Commercial-< 2'	Collections Okay	\$220.46
0295974	063470	Active	ALEX PEREZ	561-563 MAIN AVENUE	PASSAIC	Small Commercial-< 2'	Disconnected	\$2,506.15
0322051	063910	Active	ALEX PEREZ	938 MAIN AVENUE	PASSAIC	Small Commercial-< 2'	Shut-Off List	\$487.88
0326876	030490	Active	MIKE AHDOOT	208 PIAGET AVENUE	CLIFTON	Fireline	Shut-Off List	\$44,146.10
0326876	030488	Active	MIKE AHDOOT	208 PIAGET AVENUE	CLIFTON	Small Commercial-< 2'	Collections Okay	\$0.00
0284525	106224	Finalled	2 WOOD ST. LLC.	2 WOOD STREET	PATERSON	Commercial-up to 6" mtr	Collections Okay	\$43,062.02
0295585	088316	Active	VOLTA INNOVATIVE SOLUTIONS, LLC	2 WOOD STREET	PATERSON	Small Commercial-< 2'	Collections Okay	\$0.00
0295585	121808	Active	VOLTA INNOVATIVE SOLUTIONS, LLC	2 WOOD STREET	PATERSON	Fireline	Final Notice (Notice 3)	\$406.31
0289326	121806	Active	3720 OWNER LLC	2 WOOD STREET	PATERSON	Small Commercial-< 2'	Collections Okay	\$268.85
0289326	088318	Active	3720 OWNER LLC	2 WOOD STREET	PATERSON	Fireline	Collections Okay	\$609.74
0124351	089652	Active	JOSE RODRIGUES	127 MAIN STREET	PATERSON	Fireline	Final Notice (Notice 3)	\$41,543.99
0124351	089650	Active	DR RODRIGUEZ	127 MAIN STREET	PATERSON	Small Commercial-< 2'	Disconnected	\$20,253.75
0123859	054740	Active	MAHMOUD ODATALLA	511 WESTMINSTER PLACE	LODI	Fireline	Final Notice (Notice 3)	\$39,797.97
0226579	092058	Active	MAHMOUD ODATALLA	231 MARKET STREET	PATERSON	Small Commercial-< 2'	Shut-Off List	\$708.95
0226633	092062	Active	MAHMOUD ODATALLA	231 MARKET STREET	PATERSON	Fireline	Final Notice (Notice 3)	\$2,967.93
0227617	101666	Active	MAHMOUD ODATALLA	7-13 SMITH STREET #2	PATERSON	Small Commercial-< 2'	Disconnected	\$1,687.50
0279084	181428	Active	MAHMOUD ODATALLA	2-4 CENTRAL AVENUE	PASSAIC	Small Commercial-< 2'	Final Notice (Notice 3)	\$1,928.28
0279084	189716	Active	MAHMOUD ODATALLA	2-4 CENTRAL AVENUE	PASSAIC	Fireline	Broken Arrangement	\$1,959.51
0225491	054738	Active	FURINTIRE SIINGTURE	511 WESTMINSTER PLACE	LODI	Small Commercial-< 2'	Disconnected	\$7,873.34
0331958	185452	Active	PATERSON BOARD OF EDUCATION	202 UNION AVENUE	PATERSON	Fireline	Final Notice (Notice 3)	\$37,666.51
0229869	098584	Active	MIKE'S GRILL	197 E RAILWAY AVENUE	PATERSON	Small Commercial-< 2'	Disconnected	\$36,281.99
0183089	153324	Active	MC INERNEY & MCCLINTOCK	198 RUTHERFORD PLACE	NORTH ARLINGTON	Residential	Collections Okay	\$36,207.81
0274287	086990	Active	RITZ HOTEL SERVICES LLC	179 LAFAYETTE STREET	PATERSON	Commercial-up to 6" mtr	Delinquent Letter (Notice 1)	\$33,028.54
0274287	086992	Active	RITZ HOTEL SERVICES LLC	179 LAFAYETTE STREET	PATERSON	Fireline	Delinquent Letter (Notice 1)	\$212.01
0035455	119464	Active	RICHARD DAVENPORT	338-340 E 33RD STREET	PATERSON	Residential	Disconnected	\$32,829.77
0124931	106374	Active	DAVID GRIMALDI, CO.	61-69 1ST AVENUE	PATERSON	Fireline	Shut-Off List	\$29,948.25
0122197	106368	Active	DAVID GRIMALDI	65 1ST AVENUE	PATERSON	Industrial- 6" & above	Collections Okay	\$0.00
0122277	121768	Finalled	CRISTANY PRINT WORKS	451 5TH AVENUE	PATERSON	Commercial-up to 6" mtr	Collections Okay	\$29,491.82
0249317	063746	Finalled	HANEEN'S, INC.	781-787 MAIN AVENUE	PASSAIC	Small Commercial-< 2'	Disconnected	\$28,871.04
0125669	063744	Finalled	781 MAIN IN	781-787 MAIN AVENUE	PASSAIC	Fireline	Collections Okay	\$24,991.82
0153773	075464	Active	IFOMA EZEKOW	869 BROADWAY	PATERSON	Small Commercial-< 2'	Disconnected	\$27,676.97
0298906	081148	Active	CITY OF PATERSON - PURCHASING	71-83 FAIR STREET	PATERSON	Municipal	Disconnected	\$27,509.98
0125653	063648	Active	DFCN HOLDINGS, LLC.	691 MAIN AVENUE	PASSAIC	Fireline	Final Notice (Notice 3)	\$26,776.76
64821	63650	Active	LLC DFCN	691 MAIN AVENUE	PATERSON	Small Commercial-< 2'	Disconnected	\$8,687.87
0321337	032480	Active	LA QUINTA	265 ROUTE 3 EAST	CLIFTON	Commercial-up to 6" mtr	Collections Okay	\$26,261.21
0321337	032482	Active	LA QUINTA	265 ROUTE 3 EAST	CLIFTON	Fireline	Collections Okay	\$406.31
0290178	058556	Active	ANAIS LOUNGE	52 GARDEN STREET	PASSAIC	Fireline	Shut-Off List	\$25,790.68
290178	58554	Active	ANAIS LOUNGE	52 GARDEN STREET	PASSAIC	Small Commercial-< 2'	Disconnected	\$11,395.78
0013877	074046	Active	NEW LIFE COMM. MINISTRIES	111-115 BELMONT AVENUE	PATERSON	Small Commercial-< 2'	Disconnected	\$25,452.34
0273369	175248	Active	C M F HOLDING LLC	267-269 OAK STREET	PASSAIC	Fireline	Final Notice (Notice 3)	\$25,186.64
0273369	065400	Active	C M F HOLDING LLC	267-269 OAK STREET	PASSAIC	Residential	Disconnected	\$11,115.32
0268469	109644	Active	SHERENE DRYSDALE	312 18TH AVENUE	PATERSON	Residential	Disconnected	\$25,118.66
								\$2,537,913.26

PASSAIC VALLEY WATER COMMISSION  
1525 MAIN AVENUE • P.O. BOX 230  
CLIFTON, NEW JERSEY 07011  
(973) 340-4300